



April 10 - 18 avril 2009

2009 WDIHC TEAM STANDING

TEAM	G	W	WO T	OTL	T	L	PTS	G F	GA
 CANADA	4	4	0	0	0	0	12	63	6
 FINLAND	4	3	0	0	0	1	9	61	12
 USA	4	2	0	0	0	2	6	25	16
 RUSSIA	4	1	0	0	0	3	3	24	35
 SLOVAKIA	4	0	0	0	0	4	0	3	97

LEGENDS: Game (G), Win (W), Win Overtime (WOT), Overtime lost (OTL), Tied (T), Loss (L), Points (PTS), Goal for (GF), Goal Against (GA)



April 10 - 18 avril 2009

SCOREBOARDS

ROUND ROBIN GAME #1



SLOVAKIA 2



RUSSIA 21

ROUND ROBIN GAME #2



USA 3



FINLAND 6

ROUND ROBIN GAME #3



CANADA 8



USA 3

ROUND ROBIN GAME #4




FINLAND 37



SLOVAKIA 0

ROUND ROBIN GAME #5



RUSSIA 1



FINLAND 15

ROUND ROBIN GAME #6



SLOVAKIA 0



CANADA 30

ROUND ROBIN GAME #7



USA 9



SLOVAKIA 1

ROUND ROBIN GAME #8



CANADA 17



RUSSIA 1

ROUND ROBIN GAME #9




CANADA 8



FINLAND 3

ROUND ROBIN GAME #10



RUSSIA 1



USA 11

BRONZE MEDAL GAME



USA 11



RUSSIA 0

GOLD MEDAL GAME



FINLAND 5



CANADA 2










April 10 - 18 avril 2009

2009 WDIHC GAME #1 GAME SUMMARY

		 SLOVAKIA vs.  RUSSIA				
		1	2	3	OT	F
 SLOVAKIA		0	1	1	-	2
 RUSSIA		9	6	6	-	21

1ST PERIOD

1	 KHOLIN, Denis (1) 3:10 (KULIKOVSKI, Alexey / KAZANTSEV, Vyacheslav)
2	 VASYANIN, Oleg (1) 4:26 (LAZAREV, Viktor / BABURKIN, Aleksey)
3	 BOBOV, Konstantin (1) 9:28 PPG (LAZAREV, Viktor / VASYANIN, Oleg)
4	 KARGIN, Sergey (1) 9:46 (IKONNIKOV, Alexey / CHERNOV, Roman)
5	 CHERNOV, Roman (1) 10:22 SHG (KARGIN, Sergey / DERIGLAZOV, Viktor)
6	 OSIPOV, Sergey (1) SHG 11:00 (ZABELIN, Evgeniy)
7	 GAFURBAEV, Rustam (1) PPG 12:07 (IKONNIKOV, Alexey / KHAKIMOV, Stanislav)
8	 DANILENKO, Oleg (1) 18:51 (BABURKIN, Aleksey)








9	 DANILENKO, Oleg (2) 19:49 CHEKUSHIN, Alex / BOBOV, Konstantin
 ZABELIN, Evgeniy - PENALTY SHOT (Missed)	
PENALTIES:	
 LAZAREV, Viktor Hooking 5:29 (2:00)	
 KRISTOF, Tomas Tripping 9:19 (2:00)	
 IKONNIKOV, Alexey Slashing 10:03 (2:00)	
 KNAPEC, Robert Slashing 10:03 (2:00)	
 DANILENKO, Oleg Tripping 13:01 (2:00)	

2nd PERIOD

10	 BABURKIN, Aleksey 1:04 BOBOV, Konstantin / VASYANIN, Oleg
11	 KARGIN, Sergey (2) 1:52 (CHERNOV, Roman / IKONNIKOV, Alexey)
12	 KULIKOVSKIY, Alexey (1) 3:09 (ZABELIN, Evgeniy / KHOLIN, Denis)
13	 SHEVNIN, Alexey (1) 4:17 (OSIPOV, Sergey / MASHKOV, Vladimir)
14	 GAFURBAEV, Rustam (2) 9:15 (OSIPOV, Sergey / SHEVNIN, Alexey)
15	 KARGIN, Sergey (3) SHG 13:14 (CHEKUSHIN, Alex)
16	 BOLEBRUCH, Fran (1) (ZISKA, Martin)
PENALTIES:	
 GAFURBAEV, Rustam Roughing 10:07 (2:00)	
 BOBOV, Konstantin Hooking 11:59 (2:00)	
 KHOLIN, Denis Tripping 14:54 (2:00)	

3rd PERIOD

17	 KHOLIN, Denis (2) 3:28 (KAZANTSEV, Vyacheslav / ZABELIN, Evgeniy)
18	 MATEOVIC, Tomas (1) PPG 3:40 (SRAMOTA, Patrik)
19	 KHOLIN, Denis (3) PPG 7:58 (SHATALOV, Konstantin / ZABELIN, Evgeniy)
20	 DANILENKO, Oleg (3) 10:28 (BOBOV, Konstantin)
21	 KHOLIN, Denis (4) 13:26 (KAZANTSEV, Vyacheslav / ZABELIN, Evgeniy)
22	 KAZANTSEV, Vyacheslav (1) 19:03 (KHOLIN, Denis)
23	 GAFURBAEV, Rustam (3) 19:25 (KHAKIMOV, Stanislav / MASHKOV, Vladimir)
PENALTIES:	
 DANILENKO, Oleg Hooking 1:57 (2:00)	
 SIMON, Martin Interference 7:44 (2:00)	
 SRAMOTA, Patrik Tripping 14:54 (2:00)	

 DANILENKO Oleg, High Sticking 15:52 (2:00)					
SHOTS	1	2	3	OT	TOTAL
 SLOVAKIA	2	1	4	-	7
 RUSSIA	19	20	28	-	67
GOAL -  KUCHTA, Jon (L 0-1-0),  POTAPOV, Anatoly (W 1-0-0)					
POWER PLAYS (goals – chances) –  : 3 – 4,  : 1 – 8					



April 10 - 18 avril 2009

2009 WDIHC GAME #2 GAME SUMMARY



USA vs.



FINLAND

	1	2	3	OT	F
USA	0	1	2	-	3
FINLAND	3	1	2	-	6

1ST PERIOD

1	KERANEN, Jukka (1) 8:19 (HOIVASSILTA, Kimmo / LIIMATAINEN, Marko)
2	OLLER, Fredrik (1) 19:00 (LINDFRORS, Victor)
3	KESKI-LEVIJOKI, Eetu (1) 19:32 (YRJOLA, Janne / LANTTO, Kristian)








PENALTIES:

- NYBERG, Janne Roughing 0:46 (2:00)
- KITCHEN, Jason Hooking 2:36 (2:00)
- CRANE, Jameson Tripping 2:55 (2:00)
- LIIMATAINEN, Marko Interference 4:28 (2:00)
- WEINTRAUB, Jon Roughing 8:34 (2:00)
- KITCHEN, Jason Elbowing 12:30 (2:00)
- LIIMATAINEN, Marko Slashing 20:00 (2:00)



2ND PERIOD

4	LIIMATAINEN, Marko (1) 11:12
5	REID, David (1) 11:31 (RUEF, Robert / GENTOLI, Peter)







PENALTIES:



-  **McGAUGHEY, T** served by **FENN, C.** Hitting from behind 1:02 (2:00)
-  **McGAUGHEY, Tony** Misconduct 1:02 (10:00)
-  **YRJOLA, Janne** Slashing 3:54 (2:00)
-  **VAN VLYMAN, Brian** Tripping 8:39 (2:00)
- LANTTO, Kristian** Elbowing 11:46 (2:00)
-  **YRJOLA, Janne** Interference 12:45 (2:00)
-  **GRANVIK, Jan-Erik** Delay of Game 13:10 (2:00)
-  **McGAUGHEY, Tony** Roughing after whistle 1:02 (2:00)




3RD PERIOD



6	 OLLER, Fredrik (2) 12:52 (HOIVASSILTA, Kimmo / YRJOLA, Janne)
7	 HOWARD, Andy (1) 15:13 (WONOSKI, Mike / KITCHEN, Jason)
8	 McGAUGHEY, Tony (1) PPG 17:56 (WEINTRAUB, Jon / WONOSKI, Mike)
9	 YRJOLA, Janne (1) EN 19:19 (OLLER, Fredrik)

PENALTIES:

-  **GENTOLI, Peter** Slashing 12:30 (2:00)
-  Bench minor served by **SIETSALO, Reko** 7:35 (2:00)
-  **LANTTO, Kristian** Misconduct 8:55 (10:00)
-  **GATES, Miles** Misconduct 12:30 (10:00)
-  **NURMINEN, Elias** Slashing (2:00)
-  **RIFFLE, Casey** Roughing (2:00) 19:50

SHOTS	1	2	3	OT	TOTAL
 USA	13	17	12	-	42
 FINLAND	13	4	6	-	23

GOAL -  **LIKAMAA, Arttu** (W 1-0-0),  **RANCOURT, David** (L 0-1-0) 54:34
 **RANCOURT, David** (5:03)

POWER PLAYS (goals – chances) – :  0 - 10,  : 1 – 8



April 10 - 18 avril 2009

2009 WDIHC GAME #3 GAME SUMMARY



CANADA vs.



USA

	1	2	3	OT	F
USA	1	0	1	-	2
CANADA	3	3	2	-	8

1ST PERIOD




































1	GURR, Brad (1) 1:21 (PEARSON, Cole / GUERVEMONT, Francois)
2	GENTOLI, Peter (1) 4:17 (RUEF, Robert)
3	BELL, Devin (1) 17:13
4	GURR, Brad (2) 19:03 PPG (O'BRIEN, Casey / GARBACZ, Chris)

PENALTIES:

- JANASEK, Tate Slashing 1:41 (2:00)
- PEARSON, Cole Delay of game 5:27 (2:00)
- O'BRIEN, Casey Hooking 8:29 (2:00)
- HOWARD, Andy Crosschecking 12:57 (2:00)
- DEVINE, Steve Holding 14:20 (2:00)
- RIFFLE, Casey Roughing 17:35 (2:00)
- McLAREN, Brett Interference 18:31 (2:00)
- HOWARD, Andy Hooking 18:50 (2:00)

2ND PERIOD

5	MERRIMAN, Mike(1) 4:36 PPG (DEVINE, Steve / PLUMB, Jason)
---	--

6	 LODODZINSKI, Jon (1) 4:50 (GURR, Brad)
7	 DEVINE, Steve (1) PPG 17:13 (PLETT, Tyler)
PENALTIES:	
 WONOSKI, Mike Tripping 0:56 (2:00)  McGAUGHEY, Tony Crosschecking 2:55 (2:00)  REID, David Hooking 5:23 (2:00)  SAVARD, Scott Hooking 6:25 (2:00)  REID, David Elbowing 8:25 (2:00)  O'BRIEN, Casey Misconduct 9:18 (10:00)  LODODZINSKI, Jon Tripping 10:14 (2:00)  PLUMB, Jason Hooking 11:53 (2:00)  HOWARD, Andy Slashing 12:35 (2:00)  HYDE, Doug Holding the stick 14:06 (2:00)  GURR, Brad Slashing 16:04 (2:00)  GENTOLI, Peter Slashing 16:33 (2:00),  GENTOLI, Peter Roughing 16:33 (2:00),  GENTOLI, Peter Misconduct 16:33 (10:00)  HEPPERLY, Garrett Roughing 17:12 (2:00)  PLUMB, Jason Charging 17:12 (5:00), Game Misconduct (10:00)	
3RD PERIOD	
8	 HOWARD, Andy (2) PPG 6;24 (WONOSKI, Mike)
9	 GARBACZ, Chris (1) 15:56 (DEVINE, Steve / GARBACZ, David)
10	 SAVARD, Scott (1) 18:01 (GURR, Brad / LODODZINSKI, Jon)
PENALTIES:	
 WEINTRAUB, Jon Hooking 2:05 (2:00)  RUEF, Robert Roughing 4:35 (2:00)  VEILIEUX, Jason Roughing 4:35 (2:00)  McLAREN, Brett Hooking 6:09 (2:00)  CANADA Bench served by SAVARD, S Too many players 10:01 (2:00)  WEINTRAUB, Jon Tripping 11:20 (2:00)  GUERVEMONT, Francois Tripping 11:38 (2:00)  GATES, Miles Hooking 17:53 (2:00)	
SHOTS	1 2 3 OT TOTAL
 USA	12 12 5 - 29
 CANADA	8 16 10 - 34
GOAL -  ARMITAGE, Ryan (W 1-0-0) (29/31)	
 LINGLE, JOE (L 0-1-0) (34/42)	
POWER PLAYS (goals – chances) – :  4 - 17,  : 1 – 14	



April 10 - 18 avril 2009



2009 WDIHC GAME #4 GAME SUMMARY



FINLAND vs.



SLOVAKIA



	1	2	3	OT	F
 FINLAND	12	11	14	-	37
 SLOVAKIA	0	0	0	-	0

1ST PERIOD

1	+ SIETSALO, Reko (1) 3:22 (LIIMATAINEN, Marko / SALOMAA, Oskari)
2	+ LINDFRORS, Victor (1) 3:29 (SALOMAA, Oskari / OLLER, Fredrik)
3	+ YRJOLA, Janne (2) 3:54 (LANTTO, Kristian / KESKI-LEVIJOKI, Eetu)
4	+ VUORIHEIMO, Sami (1) PPG 5:22 (LANTTO, Kristian / YRJOLA, Janne)
5	+ VUORIHEIMO, Sami (2) 6:15 (SALOMAA, Oskari / OLLER, Fredrik)
6	+ LANTTO, Kristian (1) 10:33 (YRJOLA, Janne / VUORIHEIMO, Sami)
7	+ LINDFRORS, Victor (2) 13:52 (LIIMATAINEN, Marko / GRANVIK, Jan-Erik)
8	+ LIIMATAINEN, Marko (2) 15:03 (NURMINEN, Elias / PYLVAS, Aleksii)
9	+ GRANVIK, Jan-Erik (1) 16:18 (LANTTO, Kristian)

10	+ LIIMATAINEN, Marko (3) 16:58 (NURMINEN, Elias / HOIVASSILTA, Kimmo)
11	+ GRANVIK, Jan-Erik (2) 18:19 (LANTTO, Kristian / KESKI-LEVIJOKI, Eetu)
12	+ LINDFRORS, Victor (2) SHG 19:30 (SALOMAA, Oskari / SIETSALO, Reko)





PENALTIES:

-  KRISTOF, Tomas Interference 4:31 (2:00)
- +** NYBERG, Janne Interference 7:49 (2:00)
-  KNAPEC, Robert Slashing 11:04 (2:00)
- +** LIIMATAINEN, Marko Hooking 19:07 (2:00)

2ND PERIOD

13	+ HOIVASSILTA, Kimmo (1) SHG 0:47 (PYLVAS, Alekski / KERANEN, Jukka)
14	+ YRJOLA, Janne (3) 1:57 (LANTTO, Kristian)
15	+ GRANVIK, Jan-Erik (4) 2:49 (LANTTO, Kristian / YRJOLA, Janne)
16	+ HOIVASSILTA, Kimmo (2) 5:18 (LIIMATAINEN, Marko)
17	+ LINDFRORS, Victor (3) 9:09
18	+ YRJOLA, Janne (4) 10:52 (VUORIHEIMO, Sami / GRANVIK, Jan-Erik)
19	+ YRJOLA, Janne (5) 11:24 (GRANVIK, Jan-Erik /) HOIVASSILTA, Kimmo)
20	+ HOIVASSILTA, Kimmo (3) PPG 14:43 (YRJOLA, Janne / GRANVIK, Jan-Erik)
21	+ LIIMATAINEN, Marko (4) 14:49
22	+ KESKI-LEVIJOKI, Eetu (2) 16:26 (GRANVIK, Jan-Erik)
23	+ LIIMATAINEN, Marko (5) PPG 17:39 (HOIVASSILTA, Kimmo / LANTTO, Kristian)

PENALTIES:


- +** LIIMATAINEN, Marko Cross-checking 3:07 (2:00)
-  KNAPEC, Robert Holding 11:04 (2:00)
-  PALICKA, Robert Interference 11:08 (2:00)
-  SIMON, Martin Cross-checking 17:21 (2:00)
-  PALICKA, Robert Hooking 18:28 (2:00)



3rd PERIOD

24	+ LIIMATAINEN, Marko (5) 2:05 (KERANEN, Jukka)
25	+ SALOMAA, Oskari (1) 2:48 (LINDFRORS, Victor / OLLER, Fredrik)
26	+ GRANVIK, Jan-Erik (5) 3:28 (YRJOLA, Janne / PYLVAS, Alekski)
27	+ KESKI-LEVIJOKI, Eetu (3) PPG 5:02 (YRJOLA, Janne / NYBERG, Janne)

28	+ NURMINEN, Elias (1) 8:11 (LIIMATAINEN, Marko / KERANEN, Jukka)
29	+ LINDFRORS, Victor (5) 8:40 (SALOMAA, Oskari / OLLER, Fredrik)
30	+ KESKI-LEVIJOKI, Eetu (4) 9:07 (YRJOLA, Janne / NYBERG, Janne)
31	+ LINDFRORS, Victor (6) 10:46 (GRANVIK, Jan-Erik / LIIKAMAA, Arttu)
32	+ LANTTO, Kristian (2) 11:26 (YRJOLA, Janne / KESKI-LEVIJOKI, Eetu)
33	+ LANTTO, Kristian (3) 14:26 + (KESKI-LEVIJOKI, Eetu / YRJOLA, Janne)
34	+ NYBERG, Janne (3) SHG 18:05
35	+ GRANVIK, Jan-Erik (6) SHG 18:34 (LIIMATAINEN, Marko / KERANEN, Jukka)
36	+ SALOMAA, Oskari (2) 19:18 + (NURMINEN, Elias / LINDFRORS, Victor)
37	+ YRJOLA, Janne (6) 19:45 (GRANVIK, Jan-Erik / PYLVAS, Aleksii)

PENALTIES:

-  PALICKA, Robert High Sticking 3:47 (2:00)
- + NYBERG, Janne Elbowing 5:11 (2:00)
- + YRJOLA, Janne Interference 16:47 (2:00)
- + NYBERG, Janne Misconduct 18:05 (10:00)
-  SIMON, Martin Roughing 20:00 (2:00)
-  ZISKA, Martin Roughing 20:00 (2:00)
- + LIIMATAINEN, Marko Charging 20:00 (2:00)

SHOTS	1	2	3	OT	TOTAL
 FINLAND	32	37	18	-	87
 SLOVAKIA	3	1	1	-	5

GOAL: + LIIKAMAA, Arttu (W 1-0-0) (5/5)

 KUCHTA, Jan (L 0-2-0) (87/124)

POWER PLAYS (goals - chances) -  5 - 7 /  0 - 5












April 10 - 18 avril 2009

2009 WDIHC GAME #5 GAME SUMMARY

 RUSSIA vs.  FINLAND						
		1	2	3	OT	F
 RUSSIA		1	0	0	-	1
 FINLAND		7	4	4	-	15

1ST PERIOD








1	 HOIVASSILTA, Kimmo (4) 1:22
2	 LANTTO, Kristian (4) 2:13 (YRJOLA, Janne / KESKI-LEVIJOKI, Eetu)
3	 KERANEN, Jukka (2) 2:33 (HOIVASSILTA, Kimmo / NYBERG, Janne)
4	 GRANVIK, Jan-Erik (6) 6:46 (HOIVASSILTA, Kimmo)
5	 LANTTO, Kristian (5) 7:28 (HOIVASSILTA, Kimmo)
6	 KHOLIN, Denis (5) 8:20 (ZABELIN, Evgeniy)
7	 NYBERG, Janne (2) 14:51 (LINDFRORS, Victor)
8	 KESKI-LEVIJOKI, Eetu (6) 15:04 (YRJOLA, Janne / LANTTO, Kristian)
PENALTIES:	
	 KESKI-LEVIJOKI, Eetu Tripping 4:01 (2:00)
	 LIIMATAINEN, Marko Roughing 9:31 (2:00)
	 BOBOV, Konstantin Roughing 4:54 (2:00)

-  CHERNOV, Roman High Sticking 5:17 (2:00)
-  BOBOV, Konstantin Elbowing 7:20 (2:00)
-  SHATALOV, Konstantin Interference 11:59 (2:00)
-  KHOLIN, Denis Roughing after whistle 12:37 (2:00)
-  + LANTTO, Kristian Charging 12:37 (2:00)
-  BABURKIN, Aleksey (served by SHEVNIN, Alexey) Kicking 12:37 (5:00)
-  BABURKIN, Aleksey Match 12:37
-  BOBOV, Konstantin Interference 14:38 (2:00)
-  LAZAREV, Viktor Holding 17:33 (2:00)

2ND PERIOD

9	+ YRJOLA, Janne (7) PPG 5:13
10	+ LANTTO, Kristian (6) PPG 9:01 (YRJOLA, Janne)
11	+ KERANEN, Jukka (3) 9:41 (HOIVASSILTA, Kimmo / LIIMATAINEN, Marko)
12	+ YRJOLA, Janne (8) 10:48






PENALTIES:



-  ZABELIN, Evgeniy Elbowing 1:33 (2:00)
-  KHOLIN, Denis Holding 4:37 (2:00)
-  BOBOV, Konstantin Slashing 9:17 (2:00)
-  + VUORIHEIMO, Sami Interference 15:30 (2:00)
-  + NYBERG, Janne Elbowing 18:59 (2:00)
-  LAZAREV, Viktor Cross checking 18:59 (2:00)
-  KHOLIN, Denis Slashing 18:59 (2:00)

3RD PERIOD


13	+ GRANVIK, Jan-Erik (7) PPG 2:07 (LINDFRORS, Victor)
14	+ YRJOLA, Janne (9) 6:53 (LANTTO, Kristian)
15	+ LINDFRORS, Victor (6) 8:51
16	+ LIIMATAINEN, Marko (6) 14:29 (OLLER, Fredrik)

PENALTIES:



-  BOBOV, Konstantin Spearing 0:18 (4:00)
-  BOBOV, Konstantin Misconduct 0:18 (10:00)
-  SHATALOV, Konstantin Cross checking 0:42 (2:00)
-  SHATALOV, Konstantin Delay of game 4:03 (2:00)
-  + HOIVASSILTA, Kimmo Throwing the stick 4:03 (2:00)

SHOTS	1	2	3	OT	TOTAL
 FINLAND	14	14	18	-	46
 RUSSIA	3	7	4	-	14

GOAL:  KITULA, Pauli (W 2-0-0-0) (1-14) (14/15)

 POTAPOV, Anatoly (L 0-2-0)(7-14)

 LATYPOV, Iskander (started 15:04 at first period) (8-32)

POWER PLAYS (goals - chances) -  (3 - 17)  (0 - 6)



April 10 - 18 avril 2009



2009 WDIHC GAME #6 GAME SUMMARY





SLOVAKIA vs.



CANADA

	1	2	3	OT	F
 SLOVAKIA	0	0	0	-	0
 CANADA	8	11	11		30

1ST PERIOD






1	 McLAREN, Brett (1) 4:18 (SAVARD, Scott)
2	 O'BRIEN, Casey (1) 6:15 (DEVINE, Steve)
3	 DEVINE, Steve (2) SHG 10:43 (PINCH, Brent)
4	 PLUMB, Jason (1) SHG 11:24 (MALONEY, Terry / McLAREN, Brett)
5	 HOWITT, Mark (1) 12:13 (SAVARD, Scott)
6	 FRIESEN, Dawson (1) 12:28 (HOWITT, Mark / LODODZINSKI, Jon)
7	 VEILLIEUX, Jason (1) PPG 16:59 (HARRIS, Jalen)
8	 FRIESEN, Dawson (2) 19:36
PENALTIES:	
	 PEARSON, Cole Slashing 9:32 (2:00)
	 GARBACZ, David Tripping 19:07 (2:00)



2ND PERIOD

9	 MERRIMAN, Mike (2) 1:21 (O'BRIEN, Casey)
10	 LODODZINSKI, Jon (2) PPG 3:09 (GURR, Brad / FRIESEN, Dawson)
11	 HOWITT, Mark (2) 4:09 (MERRIMAN, Mike)
12	 MERRIMAN, Mike (3) PPG 8:25 (FRIESEN, Dawson / O'BRIEN, Casey)
13	 MERRIMAN, Mike (4) PPG 8:54 (HOWITT, Mark)
14	 GARBACZ, Chris (2) 9:16 (GARBACZ, David / VEILLIEUX, Jason)
15	 SAVARD, Scott (2) 12:22 (HOWITT, Mark / O'BRIEN, Casey)
16	 SAVARD, Scott (3) 12:45
17	 FRIESEN, Dawson (3) 12:55 (HOWITT, Mark)
18	 GARBACZ, Chris (3) 13:42 (PLUMB, Jason / GARBACZ, David)
19	 PEARSON, Cole (1) 14:32 (DEVINE, Steve / LODODZINSKI, Jon)
PENALTIES:  MERRIMAN, Mike Interference 2:05 (2:00)  GURR, Brad Interference 14:38 (2:00)  MALONEY, Terry Slashing 18:33 (2:00)	

3RD PERIOD

20	 GARBACZ, David (1) PPG 2:48 (MALONEY, Terry)
21	 DEVINE, Steve (3) 4:51 (O'BRIEN, Casey / MERRIMAN, Mike)
22	 PEARSON, Cole (2) 5:09 (DEVINE, Steve)
23	 HARRIS, Jalen (1) 6:55 (LODODZINSKI, Jon / DEVINE, Steve)
24	 O'BRIEN, Casey (2) SHG 10:07 (GARBACZ, David / PLUMB, Jason)
25	 O'BRIEN, Casey (3) SHG 10:43
26	 HARRIS, Jalen (2) 12:29 (FRIESEN, Dawson / McLAREN, Brett)
27	 VEILLIEUX, Jason (2) PPG 14:36 (MERRIMAN, Mike)
28	 HARRIS, Jalen (3) 15:28 (HOWITT, Mark)
29	 MALONEY, Terry (1) SHG 17:34
30	 O'BRIEN, Casey (4) SHG 18:49
PENALTIES:	

-  **GARBACZ, David Interference 8:38 (2:00)**
-  **VEILLIEUX, Jason Interference 10:11 (2:00)**
-  **PLUMB, Jason Interference 14:17 (2:00)**
-  **GARBACZ, David Interference 17:25 (2:00)**
-  **MERRIMAN, Mike Hooking 19:07 (2:00)**

SHOTS	1	2	3	OT	TOTAL
 SLOVAKIA	1	0	0	-	1
 CANADA	25	40	20	-	85

GOAL:

GOAL:

-  **KUCHTA, Jan (L 0-3-0-0) started 1st period**
-  **PUSKAC, Branislav (started 2:05 at 2nd period) (3/3)**
-  **KUCHTA, Jan (0-3-0-0) (4:10 2nd period) (82/112)**
-  **PLETT, Tyler (W 1-0-0) (1/1)**

POWER PLAYS (goals – chances) –  **0 – 0 /**  **5 - 8**



April 10 - 18 avril 2009



2009 WDIHC GAME #7 GAME SUMMARY



USA Vs.





SLOVAKIA

	1	2	3	OT	F
 USA	5	2	2	-	9
 SLOVAKIA	0	0	1	-	1

1ST PERIOD











1	 JANASEK, Tate (1) 2:49 (VAN VLYMAN, Brian)
2	 GATES, Miles (1) 6:10 (LADD, Oscar / CRANE, Jameson)
3	 RUEF, Robert (1) 9:19 (GENTOLI, Peter / FENN, Christopher)
4	 McGAUGHEY, Tony (2) 10:54 (FENN, Christopher / HOWARD, Andy)
5	 GENTOLI, Peter (2) 13:59 (WEINTRAUB, Jon)
PENALTY: (NONE)	

2ND PERIOD

6	 HOWARD, Andy (3) 4:55 (McGAUGHEY, Tony / WONOSKI, Mike)
7	 DICKSON, Jon (1) 11:49 (WEINTRAUB, Jon / GATES, Miles)
PENALTY:	

 USA served by RIFFLE, Casey Too many player 7:28 (2:00)

3RD PERIOD

8	 REID, David (2) 0:54				
9	 REID, David (3) 17:42 (GENTOLI, Peter / LADD, Oscar)				
10	 SIMON, Martin (1) 19:11				
SHOTS	1	2	3	OT	TOTAL
 USA	19	4	10	-	33
 SLOVAKIA	2	2	3	-	7
GOAL:					
 KUCHTA, Jan (L 0-4-0-0) (16/23)					
 PUSKAC, Branislav (3 RD period) (10/12)					
 RANCOURT, David (W 1-2-0-0) (7/8)					
POWER PLAYS (goals - chances) -  0 - 1  0 - 0					



April 10 - 18 avril 2009

2009 WDIHC GAME #8 GAME SUMMARY



CANADA vs.













RUSSIA

	1	2	3	OT	F
CANADA	8	5	4	-	17
RUSSIA	1	0	0	-	1

1ST PERIOD








1	PEARSON, Cole (3) 0:52 (LODODZINSKI, Jon)
2	LODODZINSKI, Jon (3) 3:07 (BELL, Devin / SAVARD, Scott)
3	PEARSON, Cole (4) SHG 4:43 (MERRIMAN, Mike)
4	BELL, Devin (2) 6:55 (NELSON, Scott / FRIESEN, Dawson)
5	PINCH, Brent (1) 7:15 (GARBACZ, Chris / HOWITT, Mark)
6	GUERVEMONT, Francois (1) PPG 8:52 (DEVINE, Steve / LODODZINSKI, Jon)
7	NELSON, Scott (1) 9:53 (BELL, Devin / SAVARD, Scott)
8	CHERNOV, Roman (2) 11:43 (KARGIN, Sergey / IKONNIKOV, Aleksey)




9	 PEARSON, Cole (5) 17:22 (ARMITAGE, Ryan)
PENALTIES:	
	BOBOV, Konstantin High-sticking 0:52 (2:00)
	BELL, Devin Roughing 3:26 (2:00)
	RUSSIA Served by ZABELIN, Evgeniy Too many players 8:00 (2:00)
	SHATALOV, Konstantin Kneeing 11:10 (2:00)
	BOBOV, Konstantin High-sticking 11:21 (2:00)
	GUERVEMONT, Francois Interference 12:07 (2:00)
	RUSSIA Served by CHEKUSHIN, Alex Too many player 14:03 (2:00)
	GARBACZ, David Interference 18:55 (2:00)
	PINCH, Brent Interference 18:55 (2:00)



2ND PERIOD

10	 DEVINE, Steve (4) PPG 6:05 (HARRIS, Jalen / GARBACZ, Chris)
11	 FRIESEN, Dawson (4) 8:03 (SAVARD, Scott / GURR, Brad)
12	 PINCH, Brent (2) 15:41 (HOWITT, Mark / GARBACZ, David)
13	 SAVARD, Scott (4) 15:59 (NELSON, Scott / MERRIMAN, Mike)
14	 DEVINE, Steve (5) 17:14 (PEARSON, Cole / LODODZINSKI, Jon)
 VEILLIEUX, Jason – PENALTY SHOT – MISSED 18:17	
PENALTIES:	
	BOBOV, Konstantin Cross-checking 1:18 (2:00)
	BOBOV, Konstantin High-sticking 1:18 (2:00)
	GUERVEMONT, Francois Holding 2:25 (2:00)
	RUSSIA (Served by SHEVNIN, Alexey) Delay of game 5:43 (2:00)
	GURR, Brad Interference 8:12 (2:00)
	DEVINE, Steve Slashing 10:37 (2:00)
	BOBOV, Konstantin(Served by SHATALOV, K.) High-sticking 11:23 (2:00)
	BOBOV, Konstantin Misconduct 11:23 (10:00)
	KAZANTSEV, Vyacheslav Slashing 18:05 (2:00)

3RD PERIOD



15	 VEILLIEUX, Jason (3) PPG 5:58 (GARBACZ, Chris / GURR, Brad)
16	 SAVARD, Scott (5) PPG 14:10 (PINCH, Brent / FRIESEN, Dawson)
17	 FRIESEN, Dawson (5) 15:07 (PINCH, Brent / NELSON, Scott)
18	 GARBACZ, Chris (4) 15:43 (PLUMB, Jason / VEILLIEUX, Jason)
PENALTIES:	
	KHOLIN, Denis Charging 2:27 (2:00)
	RUSSIA (Served by KARGIN, Sergey) Delay of game 5:44 (2:00)
	HOWITT, Mark Kneeing 6:36 (2:00)

 **DERIGLAZOV, Viktor** Slashing 8:01 (2:00)
 **RUSSIA** (Served by **SHEVNIN, Alexey**) Too many player 12:51 (2:00)
 **GARBACZ, David** Interference 19:36 (2:00)

SHOTS	1	2	3	OT	TOTAL
 CANADA	33	16	23	-	72
 RUSSIA	2	2	3	-	7

GOAL:

 **ARMITAGE, Ryan** (W 2-0-0-0) (2/3)
 **PLETT, Tyler** (started 2ND period) (5/5)
 **LATYPOV, Iskander** (L 1-1-0-0) (11/18)
 **POTAPOV, Anatoly** (43-54)

POWER PLAYS (goals - chances) –  4 - 14  0 - 9



April 10 - 18 avril 2009



2009 WDIHC GAME #9 GAME SUMMARY










FINLAND VS.



CANADA

	1	2	3	OT	F
 CANADA	6	1	1	-	8
 FINLAND	2	0	1	-	3

1ST PERIOD

1	 PINCH, Brent (3) SHG 4:08 (MERRIMAN, Mike)
2	 GARBACZ, David (2) 8:17 (GURR, Brad)
3	 PINCH, Brent (4) PPG 11:51 (HOWITT, Mark / GURR, Brad)
4	 YRJOLA, Janne (10) 12:02 (LANTTO, Kristian / KESKI-LEVIJOKI, Eetu)
5	 PINCH, Brent (5) 14:28 (HOWITT, Mark / SAVARD, Scott)
6	 YRJOLA, Janne (11) PPG 15:31 (GRANVIK, Jan-Erik / LANTTO, Kristian)
7	 SAVARD, Scott (6) 16:30 (MERRIMAN, Mike)
8	 HOWITT, Mark (3) 18:58 (PEARSON, Cole)

PENALTIES:

 HOIVASSILTA, Kimmo Interference 1:20 (2:00)

- + GRANVIK, Jan-Erik Roughing 2:13 (2:00)
- 🇨🇦 PLUMB, Jason Roughing 2:13 (2:00)
- 🇨🇦 SAVARD, Scott Hooking 3:35 (2:00)
- 🇨🇦 PINCH, Brent Delay of the game 4:25 (2:00)
- 🇨🇦 MERRIMAN, Mike Cross checking 6:00 (2:00)
- 🇨🇦 GARBACZ, Chris served by MALONEY, T. Head-Checking 9:45(2:00)
- 🇨🇦 GARBACZ, Chris Misconduct 9:45 (10:00)
- + HOIVASSILTA, Kimmo Cross checking 10:15 (2:00)
- 🇨🇦 GARBACZ, David Tripping 14:32 (2:00)
- 🇨🇦 FRIESEN, Dawson Hooking 14:58 (2:00)
- + VUORIHEIMO, Sami Interference 15:08 (2:00)
- 🇨🇦 BELL, Devin Interference 19:18 (2:00)

2nd PERIOD


9	🇨🇦 PINCH, Brent (6) 9:00 (GARBACZ, Chris / GURR, Brad)
PENALTIES:	
<ul style="list-style-type: none"> 🇨🇦 CANADA served by McLAREN, Brett Delay of the game 0:00 (2:00) 🇨🇦 MERRIMAN, Mike served by MALONEY, Terry Roughing 1:21 (2:00) + NURMINEN, Elias Interference 1:21 (2:00) + NURMINEN, Elias Roughing 1:21 (2:00) 🇨🇦 MERRIMAN, Mike Roughing 1:21 (2:00) 🇨🇦 MERRIMAN, Mike Roughing 1:21 (2:00) 🇨🇦 MERRIMAN, Mike Interference 10:39 (2:00) + HOIVASSILTA, Kimmo Hooking 13:02 (2:00) 🇨🇦 PINCH, Brent High-sticking 15:54 (2:00) + LIIMATAINEN, Marko Slashing 19:14 (2:00) 🇨🇦 MALONEY, Terry Interference 19:38 (2:00) 	

3rd PERIOD



10	+ LIIMATAINEN, Marko (7) PPG 10:07
11	🇨🇦 PINCH, Brent (7) 9:00 (HARRIS, Jalen)
PENALTIES:	
<ul style="list-style-type: none"> + HOIVASSILTA, Kimmo Roughing 7:05 (2:00) 🇨🇦 PLUMB, Jason served by MALONEY, Terry Charging 7:05 (5:00) 🇨🇦 PLUMB, Jason MATCH 7:05 🇨🇦 GARBACZ, David Roughing 7:05 (2:00) 🇨🇦 PINCH, Brent Interference 10:38 (2:00) 🇨🇦 SAVARD, Scott Hooking 14:49 (2:00) 🇨🇦 PEARSON, Cole Hooking 17:51 (2:00) + LIIMATAINEN, Marko Slashing 19:53 (2:00) + LIIMATAINEN, Marko Game Misconduct 19:53 (10:00) 	
SHOTS	1 2 3 OT TOTAL
CANADA	22 20 15 - 57
FINLAND	4 5 12 - 21

GOAL:

 **ARMITAGE, Ryan (W 3-0-0-0) (9/11)**

 **PLETT, Tyler (started at 10:30 in 2ND period) (13/14)**

 **LIKAMAA, Arttu (L 1-1-0-0) (57/65)**

POWER PLAYS (goals - chances) -  **1 - 10**  **2 - 20**



April 10 - 18 avril 2009

2009 WDIHC GAME #10 GAME SUMMARY



RUSSIA vs.



USA

	1	2	3	OT	F
RUSSIA	0	1	0	-	1
USA	4	3	3	-	11

1ST PERIOD




1	GATES, Miles (2) 4:27 (RIFFLE, Casey / KITCHEN, Jason)
2	CRANE, Jameson (1) 7:49 (HOWARD, Andy / WONOSKI, Mike)
3	HEPPELRY, Garrett (1) 8:50
4	McGAUGHEY, Tony (2) 11:56 (HOWARD, Andy / WONOSKI, Mike)

PENALTIES:







- BOBOV, Konstantin Tripping 1:20 (2:00)
- USA served by KITCHEN, Jason Too many player 5:27 (2:00)
- GENTOLI, Peter Interference 12:51 (2:00)
- CHEKUSHIN, Alex Cross-checking 18:20 (2:00)
- HYDE, Doug Interference 19:49 (2:00)

2ND PERIOD




5	WONOSKI, Mike (1) PPG 3:03 (HOWARD, Andy / HEPPELRY, Garrett)
6	KARGIN, Sergey (4) 13:19 (CHERNOV, Roman / GAFURBAEV, Rustam)

7	 HYDE, Doug (1) 14:07 (JANASEK, Tate)
8	 KITCHEN, Jason (1) 15:47
9	 RUEF, Robert (2) 17:11 (REID, David)




PENALTIES:



-  WONOSKI, Mike Hooking 0:34 (2:00)
-  RUEF, Robert High-sticking 17:34 (2:00)
-  BOBOV, Konstantin served by SHEVNIN, Alexey Spearing 17:34 (4:00)
-  BOBOV, Konstantin served by SHEVNIN, Alexey Roughing 17:34 (2:00)
-  BOBOV, Konstantin Roughing 17:34 (2:00)
-  BOBOV, Konstantin Misconduct 17:34 (10:00)

3RD PERIOD





10	 HOWARD, Andy (4) PPG 1:39
11	 McGAUGHEY, Tony (3) SHG 7:15
12	 HEPPELY, Garrett (2) 10:12

PENALTIES:

-  LADD, Oscar Slashing 5:56 (2:00)
-  HOWARD, Andy Interference 15:57 (2:00)
-  BABURKIN, Aleksey Slashing 17:02 (2:00)

SHOTS	1	2	3	OT	TOTAL
 RUSSIA	3	7	14	-	24
 USA	16	14	8	-	38

GOAL:

-  TROMFIMOV, Alexander (L 0-1-0-0) (26/34)
-  LATYPOV, Iskander (started at 10:30 in 2ND period) (12/15)
-  LINGLE, JOE (W 1-1-0-0) (16/17)
-  RANCOURT, David (started at 9:49 in 3rd period) (8/8)

POWER PLAYS (goals – chances) –  0 – 7  2 – 8



April 10 - 18 avril 2009

2009 WDIHC **BRONZE** MEDAL GAME GAME SUMMARY



RUSSIA vs.



USA

	1	2	3	OT	F
RUSSIA	0	0	0	-	0
USA	3	3	5	-	11

1ST PERIOD

1	HOWARD, Andy (5) PPG 12:10 (DICKSON, Jon / CRANE, Jameson)
2	WEINTRAUB, Jon (1) PPG 14:42 (CRANE, Jameson)
3	REID, David (4) 18:17







PENALTIES:

- KAZANTSEV, Vyacheslav Hooking 2:07 (2:00)
- BABURKIN, Aleksey Tripping 3:57 (2:00)
- DERIGLAZOV, Viktor Hooking 10:54 (2:00)
- DERIGLAZOV, Viktor Tripping 14:34 (2:00)
- VAN VLYMAN, Brian Hooking 14:57 (2:00)







2ND PERIOD

4	GATES, Miles (3) 3:11 (RIFFLE, Casey / VAN VLYMAN, Brian)
5	REID, David (5) PPG 14:21 (RUEF, Robert / JANASEK, Tate)
6	VAN VLYMAN, Brian (1) PPG 15:20 (GATES, Miles / RIFFLE, Casey)

PENALTIES:













-  **HYDE, Doug** Interference 3:57 (2:00)
-  **CRANE, Jameson** High-sticking 6:34 (2:00)
-  **KHAKIMOV, Stanislav** Interference 7:52 (2:00)
-  **KAZANTSEV, Vyacheslav** Slashing 10:57 (2:00)
-  **BABURKIN, Aleksey** served by **KHOLIN, D** Spearing 13:53 (4:00)
-  **BABURKIN, Aleksey** Misconduct 13:53 (10:00)



3rd PERIOD

7	 DICKSON, Jon (2) PPG 1:45 (GENTOLI, Peter / CRANE, Jameson)
8	 GENTOLI, Peter (3) SHG 2:28 (DREW, Mike)
9	 GATES, Miles (4) 5:54  (RIFFLE, Casey / VAN VLYMAN, Brian)
10	 WONOSKI, Mike (2) 15:09 (HEPPERLY, Garrett / HOWARD, Andy)
11	 GENTOLI, Peter (4) PPG 16:51





 **FENN, Chris** - PENALTY SHOT - MISSED



PENALTIES:

-  **BOBOV, Konstantin** Roughing 1:36 (2:00)
-  **ZABELIN, Evgeniy** Misconduct 2:15 (10:00)
-  **DICKSON** served by **McGAUGHEY** Checking from behind 2:15 (2:00)
-  **DICKSON, Jon** Misconduct 2:15 (10:00)
-  **BOBOV, Konstantin** Roughing 7:52 (2:00)
-  **VASYANIN, Oleg** Hooking 12:34 (2:00)
-  **BABURKIN, Aleksey** served by **MASHKOV, V.** Roughing 16:02 (2:00)
-  **BABURKIN, Aleksey** Cross-checking 16:02 (2:00)
-  **REID, David** Slashing 16:02 (2:00)
-  **IKONNIKOV, Aleksey** Cross-checking 16:02 (2:00)
-  **RIFFLE, Casey** Roughing 17:28 (2:00)
-  **RUEF, Robert** Tripping 19:22 (2:00)

SHOTS	1	2	3	OT	TOTAL
 RUSSIA	5	7	4	-	16
 USA	16	22	17	-	55

GOAL:

-  **POTAPOV, Anatoly** (L 0-2-0-0) (43/51)
-  **LATYPOV, Iskander** (started at 3:33 in 3RD period) (12/15)
-  **LINGLE, JOE** (W 2-1-0-0) (12/12)
-  **RANCOURT, David** (started at 3rd period) (4/4)

POWER PLAYS (goals - chances) –  0 – 5  6 - 11











April 10 - 18 avril 2009







2009 WDIHC **GOLD** MEDAL GAME GAME SUMMARY

	FINLAND VS.			CANADA	
	1	2	3	OT	F
 FINLAND	1	2	2	-	5
 CANADA	0	0	2	-	2

1ST PERIOD

1	 YRJOLA, Janne (12) PPG 3:23 (OLLER, Fredrik / GRANVIK, Jan-Erik)
PENALTIES:	
	SAVARD, Scott Tripping 2:41 (2:00)
	NURMINEN, Elias Kneeing 5:37 (2:00)
	GARBACZ, Chris Goalie interference 6:35 (2:00)
	MERRIMAN, Mike Tripping 7:05 (2:00)
	LIIMATAINEN, Marko Misconduct 11:08 (10:00)
	MERRIMAN, Mike Slashing 18:18 (2:00)
	OLLER, Fredrik Hooking 19:59 (2:00)

2ND PERIOD

2	 HOIVASSILTA, Kimmo (5) PPG 11:05 (GRANVIK, Jan-Erik / NURMINEN, Elias)
3	 NYBERG, Janne (3) PPG 12:16 (LINDFRORS, Victor / OLLER, Fredrik)
PENALTIES:	
	DEVINE, Steve (served by GARBACZ, C.) Bench minor 2:23 (2:00)
	DEVINE, Steve Game misconduct 2:23 (10:00)
	PEARSON, Cole High-sticking 3:15 (2:00)
	BELL, Devin Goalie Interference 6:19 (2:00)

- + OLLER, Fredrik Interference 7:39 (2:00)
- + LIIMATAINEN, Marko Diving 9:17 (2:00)
- 🇨🇦 GURR, Brad Hooking 9:17 (2:00)
- 🇨🇦 PEARSON, Cole served by NELSON, Scott HC? 10:27 (2:00)
- 🇨🇦 PEARSON, Cole Misconduct 10:27 (10:00)
- 🇨🇦 BELL, Devin Kneeing 11:00 (2:00)
- 🇨🇦 FRIESEN, Dawson Holding 11:54 (2:00)
- 🇨🇦 HARRIS, Jalen Holding 13:14 (2:00)
- + HOIVASSILTA, Kimmo Diving 13:14(2:00)
- + TIAINEN, Tero Hooking 13:55 (2:00)
- 🇨🇦 SAVARD, Scott Roughing 17:02 (2:00)
- 🇨🇦 GARBACZ, David Roughing 17:31(2:00)
- + NYBERG, Janne Roughing 17:31(2:00)
- 🇨🇦 GARBACZ, Chris Goalie Interference 18:09 (2:00)
- + NURMINEN, Elias Cross-checking 18:09 (2:00)
- + HOIVASSILTA, Kimmo Interference 18:48 (2:00)

3rd PERIOD

4	+ KESKI-LEVIJOKI, Eetu (6) 4:12 (YRJOLA, Janne / TIAINEN, Tero)
5	+ KESKI-LEVIJOKI, Eetu (7) 6:01 (YRJOLA, Janne / KERANEN, Jukka)
6	🇨🇦 O'BRIEN, Casey (5) 14:10 (HOWITT, Mark / SAVARD, Scott)
7	🇨🇦 PINCH, Brent (8) 16:02 (SAVARD, Scott / HARRIS, Jalen)

PENALTIES:

- + NYBERG, Janne High-sticking 1:39 (2:00)
- 🇨🇦 PEARSON, Cole Goalie Interference 11:54 (2:00)
- + YRJOLA, Janne served by SALOMAA, Oskari Spearing 12:32 (4:00)
- + YRJOLA, Janne Misconduct 12:32 (10:00)
- 🇨🇦 LODODZINSKI, Jon Charging 13:46 (2:00)
- 🇨🇦 CANADA served by GURR, Brad Bench minor 13:46 (2:00)
- + OLLER, Fredrik Holding 13:46 (2:00)
- 🇨🇦 O'BRIEN, Casey Roughing 14:23 (2:00)
- + SALOMAA, Oskari Delay of game 18:47 (2:00)
- 🇨🇦 GARBACZ, Chris Double Misconduct 18:56 (20:00)
- 🇨🇦 GARBACZ, Chris Game Misconduct 18:56

SHOTS	1	2	3	OT	TOTAL
FINLAND	11	4	2	-	17
CANADA	13	25	17	-	55

GOAL:

- + KITULA, Pauli (W 3-0-0-0) (55/57)
- 🇨🇦 ARMITAGE, Ryan (L 3-1-0-0) (17/22)

POWER PLAYS (goals - chances) -  3 - 14  0 - 9



Curling Statistics
Souvenir Package
Men

April 10 to 18, 2009

by Allard Thomas, Stats Technician

1st WDIHCC - Curling Men's
Curling Men's
Heather Curling Club - Winnipeg, MB
April 10 to 18, 2009

TEAM AND PLAYER IDENTIFICATION

1 CANADA

CAN

Player no. 1 - David JOSEPH normally throws lead rocks.
Player no. 2 - Damian HUM normally throws second rocks.
Player no. 3 - Andre GUILLEMETTE normally throws third rocks.
Player no. 4 - Michael RABY normally throws last rocks.
Player no. 5 - Dale PROCTOR is a spare.
Team Coach - Denise Hoekstra

2 UNITED STATES

USA

Player no. 1 - Steven HUBMER normally throws lead rocks.
Player no. 2 - Steve TOWNSHEND normally throws second rocks.
Player no. 3 - Calvin RAUSCH normally throws third rocks.
Player no. 4 - Herman FUECHTMANN normally throws last rocks.
Team Coach - Joey Bata

3 GREAT BRITAIN

GBR

Player no. 1 - Robert CHILDS normally throws lead rocks.
Player no. 2 - Daniel WEBSTER normally throws second rocks.
Player no. 3 - Mike STUBBS normally throws third rocks.
Player no. 4 - Peter STARK normally throws last rocks.
Player no. 5 - McKinlay BRADSHAW is a spare.
Team Coach - Chris Robinson

4 FINLAND

FIN

Player no. 1 - Jari HAKKINEN normally throws lead rocks.
Player no. 2 - Timo TOIVONEN normally throws second rocks.
Player no. 3 - Veli Pekka VAHALA normally throws third rocks.
Player no. 4 - Jani TOILVANEN normally throws last rocks.
Team Coach - Pekka Vaittinen

5 SWITZERLAND

SUI

Player no. 1 - Andreas JANNER normally throws lead rocks.
Player no. 2 - Guido VOCHMANN normally throws second rocks.
Player no. 3 - Edwin EBNOTHER normally throws third rocks.
Player no. 4 - Christof SIDLER normally throws last rocks.
Player no. 5 - Rvedi GRAF is a spare.
Team Coach - Patricia Schiro

GAME SCORES BY DRAW

DRAW	A	B	C	D	E
1	*CAN 12 FIN 3				*USA 13 SUI 14
2			*FIN 5 GBR 8		
3	*GBR 13 USA 11		*SUI 4 CAN 10		
4				*SUI 11 FIN 1	*CAN 17 GBR 4
5		*FIN 12 USA 5			
6		*GBR 4 SUI 10		*USA 3 CAN 15	
--- END OF ROUND ROBIN ---					
7				*SUI 9 GBR 5	
8		*CAN 10 SUI 3			

TEAM STANDINGS AFTER 6 DRAWS

TEAM	WINS	LOSSES	RANK
CANADA	4	0	1
SWITZERLAND	3	1	2
GREAT BRITAIN	2	2	3
FINLAND	1	3	4
UNITED STATES	0	4	5

TEAM WIN/LOSS GRID AFTER 6 DRAWS

	CAN	USA	GBR	FIN	SUI
CAN	*	W	W	W	W
USA	L	*	L	L	L
GBR	L	W	*	W	L
FIN	L	W	L	*	L
SUI	L	W	W	W	*

POSITIONAL CUMULATIVE PERCENTAGES REPORT

DRAW-----> 1 2 3 4 5 6 AVG

LEADS

+ Dale PROCTOR	CAN	**	**	**	67	**	**	67
1 David JOSEPH	CAN	56	**	63	**	**	72	63
2 Andreas JANNER	SUI	38	**	85	86	**	47	62
+ Timo TOIVONEN	FIN	**	**	**	**	59	**	59
3 Steven HUBMER	USA	45	**	58	**	63	72	59
4 Jari HAKKINEN	FIN	44	55	**	29	**	**	44
4 Robert CHILDS	GBR	**	30	**	67	**	**	44
6 McKinlay BRADSHAW	GBR	**	**	58	**	**	17	39

SECONDS

1 Damian HUM	CAN	68	**	71	77	**	**	71
+ Jari HAKKINEN	FIN	**	**	**	**	63	**	63
+ Dale PROCTOR	CAN	**	**	**	**	**	63	63
2 Guido VOCHMANN	SUI	31	**	78	57	**	33	49
3 Steve TOWNSHEND	USA	46	**	35	**	78	34	48
4 Daniel WEBSTER	GBR	**	29	49	56	**	28	39
5 Timo TOIVONEN	FIN	46	41	**	16	**	**	37

THIRDS

1 Andre GUILLEMETTE	CAN	57	**	76	79	**	64	68
2 Edwin EBNOTHER	SUI	36	**	60	71	**	63	56
3 Veli Pekka VAHALA	FIN	55	43	**	54	51	**	50
4 Calvin RAUSCH	USA	50	**	33	**	58	39	45
5 Mike STUBBS	GBR	**	38	42	44	**	35	39

SKIPS

1 Michael RABY	CAN	58	**	64	77	**	73	67
2 Peter STARK	GBR	**	33	65	52	**	40	48
3 Jani TOILVANEN	FIN	43	49	**	36	57	**	47
4 Christof SIDLER	SUI	34	**	59	55	**	33	44
5 Herman FUECHTMANN	USA	33	**	50	**	42	33	40

TEAMS

1 CANADA		60	**	69	75	**	68	67
2 SWITZERLAND		35	**	70	67	**	44	53
3 UNITED STATES		43	**	44	**	60	45	48
4 FINLAND		47	47	**	33	57	**	47
5 GREAT BRITAIN		**	32	53	55	**	30	42

**did not play

+player unranked due to insufficient games

PLUS/MINUS STATISTICS AFTER DRAW 6

	DRAW----->	1	2	3	4	5	6	TOT
LEADS								
Andreas JANNER	SUI	-	*	+	+	*	+	+2
Steven HUBMER	USA	+	*	0	*	0	0	+1
David JOSEPH	CAN	+	*	-	*	*	0	0
Jari HAKKINEN	FIN	-	+	*	-	*	*	-1
SECONDS								
Guido VOCHMANN	SUI	-	*	+	+	*	+	+2
Damian HUM	CAN	+	*	-	+	*	*	+1
Steve TOWNSHEND	USA	+	*	-	*	+	-	0
Timo TOIVONEN	FIN	-	+	*	-	*	*	-1
Daniel WEBSTER	GBR	*	-	+	-	*	-	-2
THIRDS								
Andre GUILLEMETTE	CAN	0	*	+	+	*	+	+3
Calvin RAUSCH	USA	+	*	-	*	+	-	0
Edwin EBNOTHER	SUI	-	*	-	+	*	+	0
Veli Pekka VAHALA	FIN	0	+	*	-	-	*	-1
Mike STUBBS	GBR	*	-	+	-	*	-	-2
SKIPS								
Michael RABY	CAN	+	*	+	+	*	+	+4
Jani TOILVANEN	FIN	-	+	*	-	+	*	0
Peter STARK	GBR	*	-	+	-	*	+	0
Christof SIDLER	SUI	0	*	-	+	*	-	-1
Herman FUECHTMANN	USA	0	*	-	*	-	-	-3
TEAMS								
CANADA		+	*	0	+	*	+	+3
SWITZERLAND		-	*	0	+	*	+	+1
UNITED STATES		+	*	-	*	0	-	-1
FINLAND		-	+	*	-	0	*	-1
GREAT BRITAIN		*	-	+	-	*	-	-2

*did not play

TEAM CUMULATIVE STATISTICS AFTER DRAW 8

		----DRAWS----			--TAKEOUTS---			----TOTAL----			
		IT	OT	TOT	IT	OT	TOT	IT	OT	TOT	
CANADA		#SH	110	75	185	70	64	134	180	139	319
		PTS	277	200	477	228	174	402	505	374	879
		PCT	63	67	64	81	68	75	70	67	69
1	David JOSEPH	#SH	26	21	47	8	8	16	34	29	63
		PTS	68	55	123	27	13	40	95	68	163
		PCT	65	65	65	84	41	63	70	59	65
2	Damian HUM	#SH	21	8	29	18	18	36	39	26	65
		PTS	51	26	77	51	55	106	102	81	183
		PCT	61	81	66	71	76	74	65	78	70
3	Andre GUILLEMETTE	#SH	23	14	37	25	20	45	48	34	82
		PTS	52	39	91	89	54	143	141	93	234
		PCT	57	70	61	89	68	79	73	68	71
4	Michael RABY	#SH	29	21	50	15	16	31	44	37	81
		PTS	84	54	138	45	44	89	129	98	227
		PCT	72	64	69	75	69	72	73	66	70
5	Dale PROCTOR	#SH	11	11	22	4	2	6	15	13	28
		PTS	22	26	48	16	8	24	38	34	72
		PCT	50	59	55	100	100	100	63	65	64

		----DRAWS----			--TAKEOUTS---			----TOTAL----			
		IT	OT	TOT	IT	OT	TOT	IT	OT	TOT	
UNITED STATES		#SH	108	104	212	43	49	92	151	153	304
		PTS	226	207	433	67	81	148	293	288	581
		PCT	52	50	51	39	41	40	49	47	48
1	Steven HUBMER	#SH	32	40	72	1	3	4	33	43	76
		PTS	77	101	178	0	0	0	77	101	178
		PCT	60	63	62	0	0	0	58	59	59
2	Steve TOWNSHEND	#SH	22	23	45	16	15	31	38	38	76
		PTS	41	46	87	27	32	59	68	78	146
		PCT	47	50	48	42	53	48	45	51	48
3	Calvin RAUSCH	#SH	22	22	44	14	18	32	36	40	76
		PTS	44	32	76	25	35	60	69	67	136
		PCT	50	36	43	45	49	47	48	42	45
4	Herman FUECHTMANN	#SH	32	19	51	12	13	25	44	32	76
		PTS	64	28	92	15	14	29	79	42	121
		PCT	50	37	45	31	27	29	45	33	40

TEAM CUMULATIVE STATISTICS AFTER DRAW 8 CONTINUED

		----DRAWS----			--TAKEOUTS---			----TOTAL----		
		IT	OT	TOT	IT	OT	TOT	IT	OT	TOT
GREAT BRITAIN	#SH	121	114	235	74	58	132	195	172	367
	PTS	212	198	410	165	103	268	377	301	678
	PCT	44	43	44	56	44	51	48	44	46
1 Robert CHILDS	#SH	21	26	47	3	2	5	24	28	52
	PTS	51	55	106	4	4	8	55	59	114
	PCT	61	53	56	33	50	40	57	53	55
2 Daniel WEBSTER	#SH	24	29	53	17	22	39	41	51	92
	PTS	40	51	91	32	31	63	72	82	154
	PCT	42	44	43	47	35	40	44	40	42
3 Mike STUBBS	#SH	25	24	49	26	17	43	51	41	92
	PTS	36	27	63	52	41	93	88	68	156
	PCT	36	28	32	50	60	54	43	41	42
4 Peter STARK	#SH	31	23	54	24	13	37	55	36	91
	PTS	60	41	101	68	22	90	128	63	191
	PCT	48	45	47	71	42	61	58	44	52
5 McKinlay BRADSHAW	#SH	20	12	32	4	4	8	24	16	40
	PTS	25	24	49	9	5	14	34	29	63
	PCT	31	50	38	56	31	44	35	45	39

		----DRAWS----			--TAKEOUTS---			----TOTAL----		
		IT	OT	TOT	IT	OT	TOT	IT	OT	TOT
FINLAND	#SH	101	82	183	51	52	103	152	134	286
	PTS	189	129	318	106	112	218	295	241	536
	PCT	47	39	43	52	54	53	49	45	47
1 Jari HAKKINEN	#SH	25	26	51	8	13	21	33	39	72
	PTS	46	41	87	20	33	53	66	74	140
	PCT	46	39	43	63	63	63	50	47	49
2 Timo TOIVONEN	#SH	32	20	52	8	10	18	40	30	70
	PTS	43	32	75	22	20	42	65	52	117
	PCT	34	40	36	69	50	58	41	43	42
3 Veli Pekka VAHALA	#SH	20	16	36	19	17	36	39	33	72
	PTS	48	25	73	39	33	72	87	58	145
	PCT	60	39	51	51	49	50	56	44	50
4 Jani TOILVANEN	#SH	24	20	44	16	12	28	40	32	72
	PTS	52	31	83	25	26	51	77	57	134
	PCT	54	39	47	39	54	46	48	45	47

TEAM CUMULATIVE STATISTICS AFTER DRAW 8 CONTINUED

		----DRAWS----			--TAKEOUTS---			----TOTAL----			
		IT	OT	TOT	IT	OT	TOT	IT	OT	TOT	
SWITZERLAND		#SH	153	149	302	75	44	119	228	193	421
		PTS	374	326	700	170	80	250	544	406	950
		PCT	61	55	58	57	45	53	60	53	56
1 Andreas JANNER		#SH	35	56	91	11	3	14	46	59	105
		PTS	96	142	238	33	8	41	129	150	279
		PCT	69	63	65	75	67	73	70	64	66
2 Guido VOCHMANN		#SH	39	29	68	20	18	38	59	47	106
		PTS	83	56	139	55	22	77	138	78	216
		PCT	53	48	51	69	31	51	58	41	51
3 Edwin EBNOTHER		#SH	39	30	69	25	12	37	64	42	106
		PTS	110	73	183	54	25	79	164	98	262
		PCT	71	61	66	54	52	53	64	58	62
4 Christof SIDLER		#SH	40	34	74	19	11	30	59	45	104
		PTS	85	55	140	28	25	53	113	80	193
		PCT	53	40	47	37	57	44	48	44	46

TOP SCORERS AFTER 8 DRAWS

		SHOTS	DRAW	---GAME SCORE---				
LEADS								
86	Andreas JANNER	SUI	14	4	SUI	11	FIN	1
85	Andreas JANNER	SUI	18	3	SUI	4	CAN	10
79	Andreas JANNER	SUI	19	7	SUI	9	GBR	5
73	Robert CHILDS	GBR	20	7	SUI	9	GBR	5
72	David JOSEPH	CAN	16	6	USA	3	CAN	15
72	Steven HUBMER	USA	16	6	USA	3	CAN	15
72	Andreas JANNER	SUI	16	8	CAN	10	SUI	3
71	David JOSEPH	CAN	12	8	CAN	10	SUI	3
67	Robert CHILDS	GBR	12	4	CAN	17	GBR	4
67	Dale PROCTOR	CAN	12	4	CAN	17	GBR	4
SECONDS								
78	Steve TOWNSHEND	USA	18	5	FIN	12	USA	5
78	Guido VOCHMANN	SUI	18	3	SUI	4	CAN	10
77	Damian HUM	CAN	12	4	CAN	17	GBR	4
71	Damian HUM	CAN	18	3	SUI	4	CAN	10
68	Damian HUM	CAN	15	8	CAN	10	SUI	3
68	Damian HUM	CAN	20	1	CAN	12	FIN	3
63	Jari HAKKINEN	FIN	18	5	FIN	12	USA	5
63	Dale PROCTOR	CAN	16	6	USA	3	CAN	15
57	Guido VOCHMANN	SUI	14	4	SUI	11	FIN	1
56	Daniel WEBSTER	GBR	12	4	CAN	17	GBR	4

TOP SCORERS AFTER 8 DRAWS CONTINUED

THIRDS

84	Andre	GUILLEMETTE	CAN	16	8	CAN	10	SUI	3
79	Andre	GUILLEMETTE	CAN	12	4	CAN	17	GBR	4
78	Edwin	EBNOTHER	SUI	20	7	SUI	9	GBR	5
76	Andre	GUILLEMETTE	CAN	18	3	SUI	4	CAN	10
71	Edwin	EBNOTHER	SUI	14	4	SUI	11	FIN	1
67	Edwin	EBNOTHER	SUI	16	8	CAN	10	SUI	3
64	Andre	GUILLEMETTE	CAN	16	6	USA	3	CAN	15
63	Edwin	EBNOTHER	SUI	18	6	GBR	4	SUI	10
60	Edwin	EBNOTHER	SUI	18	3	SUI	4	CAN	10
58	Calvin	RAUSCH	USA	18	5	FIN	12	USA	5
57	Andre	GUILLEMETTE	CAN	20	1	CAN	12	FIN	3

SKIPS

83	Michael	RABY	CAN	16	8	CAN	10	SUI	3
77	Michael	RABY	CAN	12	4	CAN	17	GBR	4
73	Michael	RABY	CAN	16	6	USA	3	CAN	15
70	Peter	STARK	GBR	20	7	SUI	9	GBR	5
65	Peter	STARK	GBR	21	3	GBR	13	USA	11
64	Michael	RABY	CAN	18	3	SUI	4	CAN	10
60	Christof	SIDLER	SUI	20	7	SUI	9	GBR	5
59	Christof	SIDLER	SUI	17	3	SUI	4	CAN	10
58	Michael	RABY	CAN	19	1	CAN	12	FIN	3
57	Jani	TOILVANEN	FIN	18	5	FIN	12	USA	5

TEAMS

77	CANADA	59	8	CAN	10	SUI	3
75	CANADA	48	4	CAN	17	GBR	4
70	SWITZERLAND	71	3	SUI	4	CAN	10
69	CANADA	71	3	SUI	4	CAN	10
68	CANADA	64	6	USA	3	CAN	15
68	SWITZERLAND	79	7	SUI	9	GBR	5
67	SWITZERLAND	56	4	SUI	11	FIN	1
62	GREAT BRITAIN	80	7	SUI	9	GBR	5
60	UNITED STATES	72	5	FIN	12	USA	5
60	CANADA	77	1	CAN	12	FIN	3

NOTE: Minimum shots - Players 10, Teams 40.

SCORING ANALYSIS AFTER 8 DRAWS

TEAM	GAMES	ENDS		BLANK	STOLEN	-----POINTS SCORED-----						TOT	AVG	STL
				ENDS	ENDS	1	2	3	4	5	>5			
CAN	5	42	FOR	0	18	15	4	4	3	1	2	64	12.8	35
			AGAINST	1	2	5	6	0	0	0	0	0	17	3.4
USA	4	38	FOR	0	1	3	4	3	3	0	0	32	8.0	3
			AGAINST	0	12	7	11	4	2	1	0	0	54	13.5
GBR	5	46	FOR	1	11	10	12	0	0	0	0	34	6.8	15
			AGAINST	0	13	9	6	5	1	0	2	52	10.4	27
FIN	4	36	FOR	0	6	7	4	2	0	0	0	21	5.3	8
			AGAINST	1	13	12	7	2	1	0	0	36	9.0	22
SUI	6	54	FOR	1	17	13	9	4	2	0	0	51	8.5	31
			AGAINST	0	13	15	3	2	4	0	0	43	7.2	17
TOTAL	12	108	FOR	2	53	48	33	13	8	1	2	202	8.4	92
			AGAINST	2	53	48	33	13	8	1	2	202	8.4	92

NOTES:

AVG is average score per game.

STL is points from stolen ends.

SCORING RECORDS AFTER 8 DRAWS

NUMBER OF GAMES PLAYED: 12

HIGHEST SCORE, ONE TEAM, ONE GAME: 17

DRAW 4 CAN 17 GBR 4

LOWEST SCORE, ONE TEAM, ONE GAME: 1

DRAW 4 SUI 11 FIN 1

HIGHEST COMBINED SCORE, BOTH TEAMS, ONE GAME: 27

DRAW 1 USA 13 SUI 14

LOWEST COMBINED SCORE, BOTH TEAMS, ONE GAME: 12

DRAW 4 SUI 11 FIN 1

HIGHEST END SCORE WITH HAMMER: 6

DRAW 4 CAN 17 GBR 4 CAN SCORED 6 IN THE FIRST END

HIGHEST END SCORE WITHOUT HAMMER: 6

DRAW 4 CAN 17 GBR 4 CAN SCORED 6 IN THE SECOND END

MOST BLANK ENDS, ONE GAME: 1

DRAW 2 FIN 5 GBR 8

DRAW 8 CAN 10 SUI 3

NUMBER OF BLANK ENDS IN EVENT: 2

SCORING RECORDS AFTER 8 DRAWS CONTINUED

MOST BLANK ENDS ONE DRAW: 1
 DRAWS 2 8

MOST CONSECUTIVE BLANK ENDS, ONE GAME: 1
 DRAW 2 FIN 5 GBR 8
 DRAW 8 CAN 10 SUI 3

MOST STOLEN ENDS, BOTH TEAMS, ONE GAME: 7
 DRAW 7 SUI 9 GBR 5

MOST CONSECUTIVE STOLEN ENDS, ONE TEAM, ONE GAME: 5
 DRAW 4 SUI 11 FIN 1 BY SUI BEGINNING IN END 3

MOST POINTS FROM STOLEN ENDS, ONE TEAM, ONE GAME: 10
 DRAW 4 SUI 11 FIN 1 BY SUI

LARGEST COME FROM BEHIND VICTORY: 4
 DRAW 1 USA 13 SUI 14 SUI WAS DOWN 4 AFTER 1 END

NUMBER OF EXTRA END GAMES: 1

MOST ENDS PLAYED IN ONE GAME: 11
 DRAW 3 GBR 13 USA 11

FEWEST ENDS PLAYED IN ONE GAME: 6
 DRAW 4 CAN 17 GBR 4

SCORING AND PERCENTAGES SUMMARY FOR DRAW 1

		1	2	3	4	5	6	7	8	9	10	TOTAL	
A	CANADA	*3	1	1	1	0	1	1	3	0	1	12	02:51
	FINLAND	0	0	0	0	2	0	0	0	1	0	3	01:05
	CANADA	#SH	PTS	PCT									
	1 David JOSEPH	18	40	56									
	2 Damian HUM	20	54	68									
	3 Andre GUILLEMETTE	20	46	57									
	4 Michael RABY	19	44	58									
	Team Totals	77	184	60									
	FINLAND	#SH	PTS	PCT									
	1 Jari HAKKINEN	20	35	44									
	2 Timo TOIVONEN	20	37	46									
	3 Veli Pekka VAHALA	20	44	55									
	4 Jani TOILVANEN	20	34	43									
	Team Totals	80	150	47									
		1	2	3	4	5	6	7	8	9	10	TOTAL	
E	UNITED STATES	*4	0	0	2	0	4	0	0	3	0	13	01:16
	SWITZERLAND	0	4	1	0	2	0	3	3	0	1	14	01:45
	UNITED STATES	#SH	PTS	PCT									
	1 Steven HUBMER	20	36	45									
	2 Steve TOWNSHEND	20	37	46									
	3 Calvin RAUSCH	20	40	50									
	4 Herman FUECHTMANN	20	26	33									
	Team Totals	80	139	43									
	SWITZERLAND	#SH	PTS	PCT									
	1 Andreas JANNER	20	30	38									
	2 Guido VOCHMANN	20	25	31									
	3 Edwin EBNOTHER	20	29	36									
	4 Christof SIDLER	19	26	34									
	Team Totals	79	110	35									

*last rock advantage

SCORING AND PERCENTAGES SUMMARY FOR DRAW 2

	1	2	3	4	5	6	7	8	9	10	TOTAL	
C FINLAND	*0	0	2	1	1	0	0	1	0	0	5	00:00
GREAT BRITAIN	1	2	0	0	0	0	1	0	2	2	8	00:17

	#SH	PTS	PCT		#SH	PTS	PCT
FINLAND				GREAT BRITAIN			
1 Jari HAKKINEN	20	44	55	1 Robert CHILDS	20	24	30
2 Timo TOIVONEN	20	33	41	2 Daniel WEBSTER	20	23	29
3 Veli Pekka VAHALA	20	34	43	3 Mike STUBBS	20	30	38
4 Jani TOILVANEN	20	39	49	4 Peter STARK	20	26	33
Team Totals	80	150	47	Team Totals	80	103	32

*last rock advantage

SCORING AND PERCENTAGES SUMMARY FOR DRAW 3

	1	2	3	4	5	6	7	8	9	10	11	TOTAL	
A GREAT BRITAIN	*2	0	2	0	2	1	2	2	0	0	2	13	01:41
UNITED STATES	0	4	0	1	0	0	0	0	3	3	0	11	01:05

	#SH	PTS	PCT		#SH	PTS	PCT
GREAT BRITAIN				UNITED STATES			
1 McKinlay BRADSHAW	22	51	58	1 Steven HUBMER	22	51	58
2 Daniel WEBSTER	22	43	49	2 Steve TOWNSHEND	22	31	35
3 Mike STUBBS	22	37	42	3 Calvin RAUSCH	22	29	33
4 Peter STARK	21	55	65	4 Herman FUECHTMANN	22	44	50
Team Totals	87	186	53	Team Totals	88	155	44

	1	2	3	4	5	6	7	8	9	10	TOTAL	
C SWITZERLAND	*0	2	0	0	1	1	0	0	0	X	4	06:01
CANADA	4	0	1	1	0	0	1	2	1	X	10	08:32

	#SH	PTS	PCT		#SH	PTS	PCT
SWITZERLAND				CANADA			
1 Andreas JANNER	18	61	85	1 David JOSEPH	17	43	63
2 Guido VOCHMANN	18	56	78	2 Damian HUM	18	51	71
3 Edwin EBNOTHER	18	43	60	3 Andre GUILLEMETTE	18	55	76
4 Christof SIDLER	17	40	59	4 Michael RABY	18	46	64
Team Totals	71	200	70	Team Totals	71	195	69

*last rock advantage

SCORING AND PERCENTAGES SUMMARY FOR DRAW 4

	1	2	3	4	5	6	7	8	9	10	TOTAL	
D SWITZERLAND	*0	1	1	2	2	4	1	X	X	X	11	22:35
FINLAND	1	0	0	0	0	0	0	X	X	X	1	19:27

	#SH	PTS	PCT		#SH	PTS	PCT
SWITZERLAND				FINLAND			
1 Andreas JANNER	14	48	86	1 Jari HAKKINEN	14	16	29
2 Guido VOCHMANN	14	32	57	2 Timo TOIVONEN	14	9	16
3 Edwin EBNOTHER	14	40	71	3 Veli Pekka VAHALA	14	30	54
4 Christof SIDLER	14	31	55	4 Jani TOILVANEN	14	20	36
Team Totals	56	151	67	Team Totals	56	75	33

SCORING AND PERCENTAGES SUMMARY FOR DRAW 4 CONTINUED

	1	2	3	4	5	6	7	8	9	10	TOTAL	
E CANADA	*6	6	2	0	3	0	X	X	X	X	17	29:36
GREAT BRITAIN	0	0	0	2	0	2	X	X	X	X	4	29:46

CANADA				GREAT BRITAIN			
	#SH	PTS	PCT		#SH	PTS	PCT
1 Dale PROCTOR	12	32	67	1 Robert CHILDS	12	32	67
2 Damian HUM	12	37	77	2 Daniel WEBSTER	12	27	56
3 Andre GUILLEMETTE	12	38	79	3 Mike STUBBS	12	21	44
4 Michael RABY	12	37	77	4 Peter STARK	12	25	52
Team Totals	48	144	75	Team Totals	48	105	55

*last rock advantage

SCORING AND PERCENTAGES SUMMARY FOR DRAW 5

	1	2	3	4	5	6	7	8	9	10	TOTAL	
B FINLAND	*2	1	1	0	2	0	3	3	0	X	12	07:12
UNITED STATES	0	0	0	1	0	2	0	0	2	X	5	06:26

FINLAND				UNITED STATES			
	#SH	PTS	PCT		#SH	PTS	PCT
1 Timo TOIVONEN	16	38	59	1 Steven HUBMER	18	45	63
2 Jari HAKKINEN	18	45	63	2 Steve TOWNSHEND	18	56	78
3 Veli Pekka VAHALA	18	37	51	3 Calvin RAUSCH	18	42	58
4 Jani TOILVANEN	18	41	57	4 Herman FUECHTMANN	18	30	42
Team Totals	70	161	57	Team Totals	72	173	60

*last rock advantage

SCORING AND PERCENTAGES SUMMARY FOR DRAW 6

	1	2	3	4	5	6	7	8	9	10	TOTAL	
B GREAT BRITAIN	*0	0	0	0	1	0	1	1	1	X	4	12:22
SWITZERLAND	2	1	3	1	0	3	0	0	0	X	10	08:07

GREAT BRITAIN				SWITZERLAND			
	#SH	PTS	PCT		#SH	PTS	PCT
1 McKinlay BRADSHAW	18	12	17	1 Andreas JANNER	18	34	47
2 Daniel WEBSTER	18	20	28	2 Guido VOCHMANN	18	24	33
3 Mike STUBBS	18	25	35	3 Edwin EBNOTHER	18	45	63
4 Peter STARK	18	29	40	4 Christof SIDLER	18	24	33
Team Totals	72	86	30	Team Totals	72	127	44

	1	2	3	4	5	6	7	8	9	10	TOTAL	
D UNITED STATES	*0	2	0	0	0	1	0	0	X	X	3	11:46
CANADA	2	0	5	2	4	0	1	1	X	X	15	12:32

UNITED STATES				CANADA			
	#SH	PTS	PCT		#SH	PTS	PCT
1 Steven HUBMER	16	46	72	1 David JOSEPH	16	46	72
2 Steve TOWNSHEND	16	22	34	2 Dale PROCTOR	16	40	63
3 Calvin RAUSCH	16	25	39	3 Andre GUILLEMETTE	16	41	64
4 Herman FUECHTMANN	16	21	33	4 Michael RABY	16	47	73
Team Totals	64	114	45	Team Totals	64	174	68

*last rock advantage

SCORING AND PERCENTAGES SUMMARY FOR DRAW 7 (SEMI-FINAL)

	1	2	3	4	5	6	7	8	9	10	TOTAL	
D SWITZERLAND	*0	0	0	1	2	1	2	0	1	2	9	01:19
GREAT BRITAIN	1	1	1	0	0	0	0	2	0	0	5	01:11

	#SH	PTS	PCT		#SH	PTS	PCT
SWITZERLAND				GREAT BRITAIN			
1 Andreas JANNER	19	60	79	1 Robert CHILDS	20	58	73
2 Guido VOCHMANN	20	44	55	2 Daniel WEBSTER	20	41	51
3 Edwin EBNOTHER	20	62	78	3 Mike STUBBS	20	43	54
4 Christof SIDLER	20	48	60	4 Peter STARK	20	56	70
Team Totals	79	214	68	Team Totals	80	198	62

*last rock advantage

SCORING AND PERCENTAGES SUMMARY FOR DRAW 8 (FINAL)

	1	2	3	4	5	6	7	8	9	10	TOTAL	
B CANADA	*0	3	1	1	0	4	1	0	X	X	10	23:35
SWITZERLAND	2	0	0	0	1	0	0	0	X	X	3	15:00

	#SH	PTS	PCT		#SH	PTS	PCT
CANADA				SWITZERLAND			
1 David JOSEPH	12	34	71	1 Andreas JANNER	16	46	72
2 Damian HUM	15	41	68	2 Guido VOCHMANN	16	35	55
3 Andre GUILLEMETTE	16	54	84	3 Edwin EBNOTHER	16	43	67
4 Michael RABY	16	53	83	4 Christof SIDLER	16	24	38
Team Totals	59	182	77	Team Totals	64	148	58

*last rock advantage



Curling Statistics
Souvenir Package
Women

April 10 to 18, 2009

by Allard Thomas, Stats Technician

21APR09

1st WDIHCC - Women's Curling
Curling Women's
Heather Curling Club - Winnipeg, MB

TEAM AND PLAYER IDENTIFICATION

1 CANADA

CAN

Player no. 1 - Nyla KURYLOWICH normally throws lead rocks.
Player no. 2 - Lynda TAYLOR normally throws second rocks.
Player no. 3 - Sally KOROL normally throws third rocks.
Player no. 4 - Judy ROBERTSON normally throws last rocks.
Player no. 5 - Sherry CLARK is a spare.(LH)
Team Coach - Ross LAWRENCE

2 UNITED STATES

USA

Player no. 1 - Karen OFFICER normally throws lead rocks.
Player no. 2 - Jodee DIKE-JOHNSON normally throws second rocks.
Player no. 3 - Valerie FUECHTMANN normally throws third rocks.
Player no. 4 - Elizabeth MATTHEWS normally throws last rocks.
Player no. 5 - Annette KRAUSE is a spare.
Team Coach - Sheila LONGIE

3 GREAT BRITAIN

GBR

Player no. 1 - Jacki WAN normally throws lead rocks.
Player no. 2 - Grainne ABBOTT normally throws second rocks.
Player no. 3 - Sarah GALLAGHER normally throws third rocks.
Player no. 4 - Kathy WALKER normally throws last rocks.
Player no. 5 - Laura SPENCE is a spare.
Team Coach - Chris ROBINSON

4 CROATIA

CRO

Player no. 1 - Marijana BOZIC normally throws lead rocks.
Player no. 2 - Melani LUSIC (S) normally throws second rocks.
Player no. 3 - Katarina VIDAKOVIC normally throws third rocks.
Player no. 4 - Maja SERTIC normally throws last rocks.
Player no. 5 - Emina CRNAIC is a spare.
Team Coach - Alen CADEZ

5 SLOVAKIA

SVK

Player no. 1 - Veronika HOLUBOVA normally throws lead rocks.
Player no. 2 - Lenka JAVORCIKOVA normally throws second rocks.(LH)
Player no. 3 - Katrina MODLOVA normally throws third rocks.
Player no. 4 - Jana KOLESAROVA normally throws last rocks.
Player no. 5 - Alena VYCHOPENOVA is a spare.
Team Coach - Frantisek PITONAK

GAME SCORES BY DRAW

DRAW	A	B	C	D	E
1		*CRO 4 GBR 6			
2				*SVK 7 USA 11	*CAN 15 CRO 2
3		*SVK 4 CAN 13			*GBR 2 USA 16
4	*USA 8 CRO 6				
5			*CRO 13 SVK 3	*CAN 20 GBR 0	
6	*GBR 6 SVK 12		*USA 5 CAN 9		
--- END OF ROUND ROBIN ---					
7	CRO 9 *GBR 10				
8					GBR 3 *SVK 10
9		*USA 15 SVK 7			
10				*CAN 9 USA 4	

TEAM STANDINGS AFTER 6 DRAWS

TEAM	WINS	LOSSES	RANK
CANADA	4	0	1
UNITED STATES	3	1	2
SLOVAKIA	1	3	3
GREAT BRITAIN	1	3	3
CROATIA	1	3	3

TEAM WIN/LOSS GRID AFTER 6 DRAWS

	CAN	USA	GBR	CRO	SVK
CAN	*	W	W	W	W
USA	L	*	W	W	W
GBR	L	L	*	W	L
CRO	L	L	L	*	W
SVK	L	L	W	L	*

POSITIONAL CUMULATIVE PERCENTAGES REPORT

	DRAW----->	1	2	3	4	5	6	AVG	
LEADS									
1	Nyla KURYLOWICH	CAN	**	63	67	**	69	51	61
2	Karen OFFICER	USA	**	58	54	51	**	71	59
3	Marijana BOZIC	CRO	79	53	**	38	67	**	58
4	Jacki WAN	GBR	46	**	19	**	**	69	47
5	Veronika HOLUBOVA	SVK	**	43	40	**	57	44	44
+	Lenka JAVORCIKOVA	SVK	**	**	**	**	41	**	41
+	Laura SPENCE	GBR	**	**	**	**	25	**	25

SECONDS									
1	Sherry CLARK	CAN	**	**	49	**	75	60	60
+	Lynda TAYLOR	CAN	**	54	**	**	**	**	54
2	Melani LUSIC (S)	CRO	44	44	**	53	48	**	47
3	Jodee DIKE-JOHNSON	USA	**	36	35	47	**	51	43
+	Sarah GALLAGHER	GBR	**	**	**	**	**	42	42
4	Alena VYCHOPENOVA	SVK	**	**	**	**	32	42	37
4	Grainne ABBOTT	GBR	49	**	17	**	**	**	37
+	Jacki WAN	GBR	**	**	**	**	29	**	29
6	Lenka JAVORCIKOVA	SVK	**	23	33	**	**	**	28

THIRDS									
1	Sally KOROL	CAN	**	73	45	**	75	65	63
2	Katarina VIDAKOVIC	CRO	40	53	**	53	42	**	47
3	Valerie FUECHTMANN	USA	**	44	42	30	**	64	45
4	Katrina MODLOVA	SVK	**	41	59	**	25	41	42
5	Grainne ABBOTT	GBR	**	**	**	**	27	31	29
6	Sarah GALLAGHER	GBR	23	**	19	**	**	**	21

SKIPS									
1	Judy ROBERTSON	CAN	**	86	60	**	79	54	68
2	Maja SERTIC	CRO	50	45	**	47	69	**	52
3	Elizabeth MATTHEWS	USA	**	53	21	53	**	46	46
4	Jana KOLESAROVA	SVK	**	33	44	**	41	39	39
5	Kathy WALKER	GBR	38	**	21	**	21	28	28

TEAMS									
1	CANADA		**	68	55	**	74	58	63
2	CROATIA		53	48	**	48	57	**	51
3	UNITED STATES		**	47	38	45	**	58	48
4	SLOVAKIA		**	35	44	**	36	41	39
5	GREAT BRITAIN		39	**	19	**	26	43	33

**did not play

+player unranked due to insufficient games

PLUS/MINUS STATISTICS AFTER DRAW 6

DRAW----->		1	2	3	4	5	6	TOT
LEADS								
Karen OFFICER	USA	*	+	+	+	*	+	+4
Nyla KURYLOWICH	CAN	*	+	+	*	+	-	+2
Marijana BOZIC	CRO	+	-	*	-	+	*	0
Jacki WAN	GBR	-	*	-	*	*	+	-1
Veronika HOLUBOVA	SVK	*	-	-	*	-	-	-4
SECONDS								
Sherry CLARK	CAN	*	*	+	*	+	+	+3
Melani LUSIC (S)	CRO	-	-	*	+	+	*	0
Jodee DIKE-JOHNSON	USA	*	+	+	-	*	-	0
THIRDS								
Katarina VIDAKOVIC	CRO	+	-	*	+	+	*	+2
Katrina MODLOVA	SVK	*	0	+	*	-	+	+1
Sally KOROL	CAN	*	+	-	*	+	0	+1
Valerie FUECHTMANN	USA	*	0	+	-	*	0	0
SKIPS								
Judy ROBERTSON	CAN	*	+	+	*	+	+	+4
Elizabeth MATTHEWS	USA	*	+	0	+	*	-	+1
Maja SERTIC	CRO	+	-	*	-	+	*	0
Jana KOLESAROVA	SVK	*	-	-	*	-	+	-2
Kathy WALKER	GBR	-	*	0	*	-	-	-3
TEAMS								
CANADA		*	+	+	*	+	0	+3
UNITED STATES		*	+	+	0	*	0	+2
CROATIA		+	-	*	0	+	*	+1
GREAT BRITAIN		-	*	-	*	-	0	-3
SLOVAKIA		*	-	-	*	-	0	-3

*did not play

TEAM CUMULATIVE STATISTICS AFTER DRAW 10

		----DRAWS----			--TAKEOUTS---			----TOTAL----			
		IT	OT	TOT	IT	OT	TOT	IT	OT	TOT	
CANADA		#SH	107	112	219	69	62	131	176	174	350
		PTS	278	260	538	176	168	344	454	428	882
		PCT	65	58	61	64	68	66	64	61	63
1 Nyla KURYLOWICH		#SH	39	29	68	13	5	18	52	34	86
		PTS	95	58	153	26	20	46	121	78	199
		PCT	61	50	56	50	100	64	58	57	58
2 Lynda TAYLOR		#SH	9	4	13	2	5	7	11	9	20
		PTS	22	8	30	0	13	13	22	21	43
		PCT	61	50	58	0	65	46	50	58	54
3 Sally KOROL		#SH	22	24	46	23	21	44	45	45	90
		PTS	62	48	110	61	59	120	123	107	230
		PCT	70	50	60	66	70	68	68	59	64

		----DRAWS----			--TAKEOUTS--			----TOTAL----			
		IT	OT	TOT	IT	OT	TOT	IT	OT	TOT	
4	Judy ROBERTSON	#SH	27	28	55	16	15	31	43	43	86
		PTS	77	77	154	44	38	82	121	115	236
		PCT	71	69	70	69	63	66	70	67	69
5	Sherry CLARK	#SH	10	27	37	15	16	31	25	43	68
		PTS	22	69	91	45	38	83	67	107	174
		PCT	55	64	61	75	59	67	67	62	64
UNITED STATES		#SH	159	134	293	60	86	146	219	220	439
		PTS	342	253	595	115	162	277	457	415	872
		PCT	54	47	51	48	47	47	52	47	50
1	Karen OFFICER	#SH	53	44	97	4	8	12	57	52	109
		PTS	139	105	244	5	13	18	144	118	262
		PCT	66	60	63	31	41	38	63	57	60
2	Jodee DIKE-JOHNSON	#SH	40	27	67	20	23	43	60	50	110
		PTS	77	42	119	40	44	84	117	86	203
		PCT	48	39	44	50	48	49	49	43	46
3	Valerie FUECHTMANN	#SH	36	24	60	22	28	50	58	52	110
		PTS	69	37	106	38	59	97	107	96	203
		PCT	48	39	44	43	53	49	46	46	46
4	Elizabeth MATTHEWS	#SH	30	39	69	14	27	41	44	66	110
		PTS	57	69	126	32	46	78	89	115	204
		PCT	48	44	46	57	43	48	51	44	46
GREAT BRITAIN		#SH	216	88	304	54	33	87	270	121	391
		PTS	298	113	411	81	53	134	379	166	545
		PCT	34	32	34	38	40	39	35	34	35
1	Jacki WAN	#SH	57	31	88	6	4	10	63	35	98
		PTS	92	65	157	13	13	26	105	78	183
		PCT	40	52	45	54	81	65	42	56	47
2	Grainne ABBOTT	#SH	55	17	72	20	6	26	75	23	98
		PTS	72	26	98	25	6	31	97	32	129
		PCT	33	38	34	31	25	30	32	35	33
3	Sarah GALLAGHER	#SH	49	17	66	10	10	20	59	27	86
		PTS	72	7	79	14	15	29	86	22	108
		PCT	37	10	30	35	38	36	36	20	31
4	Kathy WALKER	#SH	46	20	66	18	13	31	64	33	97
		PTS	51	14	65	29	19	48	80	33	113
		PCT	28	18	25	40	37	39	31	25	29
5	Laura SPENCE	#SH	9	3	12	0	0	0	9	3	12
		PTS	11	1	12	0	0	0	11	1	12
		PCT	31	8	25	***	***	***	31	8	25

		----DRAWS----			--TAKEOUTS---			-----TOTAL-----			
		IT	OT	TOT	IT	OT	TOT	IT	OT	TOT	
CROATIA		#SH	147	110	257	69	66	135	216	176	392
		PTS	338	213	551	128	121	249	466	334	800
		PCT	57	48	54	46	46	46	54	47	51
1 Marijana BOZIC		#SH	39	42	81	10	7	17	49	49	98
		PTS	98	101	199	24	6	30	122	107	229
		PCT	63	60	61	60	21	44	62	55	58
2 Melani LUSIC (S)		#SH	36	22	58	14	26	40	50	48	98
		PTS	75	42	117	26	49	75	101	91	192
		PCT	52	48	50	46	47	47	51	47	49
3 Katarina VIDAKOVIC		#SH	30	22	52	28	18	46	58	40	98
		PTS	65	33	98	52	39	91	117	72	189
		PCT	54	38	47	46	54	49	50	45	48
4 Maja SERTIC		#SH	42	24	66	17	15	32	59	39	98
		PTS	100	37	137	26	27	53	126	64	190
		PCT	60	39	52	38	45	41	53	41	48
SLOVAKIA		#SH	150	155	305	72	56	128	222	211	433
		PTS	237	293	530	97	103	200	334	396	730
		PCT	40	47	43	34	46	39	38	47	42
1 Veronika HOLUBOVA		#SH	49	40	89	6	5	11	55	45	100
		PTS	86	86	172	12	14	26	98	100	198
		PCT	44	54	48	50	70	59	45	56	50
2 Lenka JAVORCIKOVA		#SH	25	21	46	15	5	20	40	26	66
		PTS	33	31	64	17	10	27	50	41	91
		PCT	33	37	35	28	50	34	31	39	34
3 Katrina MODLOVA		#SH	26	40	66	22	20	42	48	60	108
		PTS	34	73	107	31	40	71	65	113	178
		PCT	33	46	41	35	50	42	34	47	41
4 Jana KOLESAROVA		#SH	30	39	69	21	18	39	51	57	108
		PTS	54	71	125	32	28	60	86	99	185
		PCT	45	46	45	38	39	38	42	43	43
5 Alena VYCHOPENOVA		#SH	20	15	35	8	8	16	28	23	51
		PTS	30	32	62	5	11	16	35	43	78
		PCT	38	53	44	16	34	25	31	47	38

TOP SCORERS AFTER 10 DRAWS

			SHOTS	DRAW	---	GAME	SCORE---	
LEADS								
79	Marijana BOZIC	CRO	20	1	CRO	4	GBR	6
75	Karen OFFICER	USA	18	10	CAN	9	USA	4
71	Karen OFFICER	USA	20	6	USA	5	CAN	9
69	Jacki WAN	GBR	16	6	GBR	6	SVK	12
69	Nyla KURYLOWICH	CAN	12	5	CAN	20	GBR	0
67	Marijana BOZIC	CRO	16	5	CRO	13	SVK	3
67	Veronika HOLUBOVA	SVK	18	8	GBR	3	SVK	10
67	Nyla KURYLOWICH	CAN	18	3	SVK	4	CAN	13
63	Nyla KURYLOWICH	CAN	18	2	CAN	15	CRO	2
60	Marijana BOZIC	CRO	20	7	CRO	9	GBR	10

SECONDS								
76	Sherry CLARK	CAN	18	10	CAN	9	USA	4
75	Sherry CLARK	CAN	12	5	CAN	20	GBR	0
60	Sherry CLARK	CAN	20	6	USA	5	CAN	9
57	Jodee DIKE-JOHNSON	USA	18	10	CAN	9	USA	4
55	Melani LUSIC (S)	CRO	20	7	CRO	9	GBR	10
54	Lynda TAYLOR	CAN	20	2	CAN	15	CRO	2
53	Melani LUSIC (S)	CRO	22	4	USA	8	CRO	6
51	Jodee DIKE-JOHNSON	USA	20	6	USA	5	CAN	9
49	Grainne ABBOTT	GBR	20	1	CRO	4	GBR	6
49	Sherry CLARK	CAN	18	3	SVK	4	CAN	13

THIRDS								
75	Sally KOROL	CAN	12	5	CAN	20	GBR	0
73	Sally KOROL	CAN	20	2	CAN	15	CRO	2
67	Sally KOROL	CAN	18	10	CAN	9	USA	4
65	Sally KOROL	CAN	20	6	USA	5	CAN	9
64	Valerie FUECHTMANN	USA	20	6	USA	5	CAN	9
60	Valerie FUECHTMANN	USA	18	9	USA	15	SVK	7
59	Katrina MODLOVA	SVK	20	3	SVK	4	CAN	13
53	Katarina VIDAKOVIC	CRO	22	4	USA	8	CRO	6
53	Katarina VIDAKOVIC	CRO	20	2	CAN	15	CRO	2
51	Katarina VIDAKOVIC	CRO	20	7	CRO	9	GBR	10

SKIPS								
86	Judy ROBERTSON	CAN	18	2	CAN	15	CRO	2
79	Judy ROBERTSON	CAN	12	5	CAN	20	GBR	0
69	Judy ROBERTSON	CAN	17	10	CAN	9	USA	4
69	Maja SERTIC	CRO	16	5	CRO	13	SVK	3
68	Jana KOLESAROVA	SVK	18	8	GBR	3	SVK	10
60	Judy ROBERTSON	CAN	20	3	SVK	4	CAN	13
54	Judy ROBERTSON	CAN	19	6	USA	5	CAN	9
53	Elizabeth MATTHEWS	USA	22	4	USA	8	CRO	6
53	Elizabeth MATTHEWS	USA	20	2	SVK	7	USA	11
50	Maja SERTIC	CRO	20	1	CRO	4	GBR	6
50	Elizabeth MATTHEWS	USA	18	10	CAN	9	USA	4

SHOTS DRAW ---GAME SCORE---

TEAMS		SHOTS	DRAW	---GAME SCORE---		
74	CANADA	48	5	CAN	20	GBR 0
68	CANADA	76	2	CAN	15	CRO 2
64	CANADA	71	10	CAN	9	USA 4
58	UNITED STATES	80	6	USA	5	CAN 9
58	CANADA	79	6	USA	5	CAN 9
57	CROATIA	64	5	CRO	13	SVK 3
55	UNITED STATES	72	10	CAN	9	USA 4
55	CANADA	76	3	SVK	4	CAN 13
53	CROATIA	80	1	CRO	4	GBR 6
51	SLOVAKIA	72	8	GBR	3	SVK 10
51	CROATIA	80	7	CRO	9	GBR 10

NOTE: Minimum shots - Players 10, Teams 40.

SCORING ANALYSIS AFTER 10 DRAWS

TEAM	GAMES	ENDS		BLANK ENDS	STOLEN ENDS	-----POINTS SCORED-----						TOT	AVG	STL
						1	2	3	4	5	>5			
CAN	5	45	FOR	4	16	9	9	4	4	1	1	66	13.2	34
			AGAINST	0	2	11	2	0	0	0	0	15	3.0	3
USA	6	56	FOR	0	11	13	7	3	2	3	0	59	9.8	32
			AGAINST	2	9	13	9	0	1	1	0	40	6.7	14
GBR	6	49	FOR	0	8	10	7	1	0	0	0	27	4.5	9
			AGAINST	0	19	13	5	4	5	2	1	71	11.8	48
CRO	5	49	FOR	0	7	14	3	2	2	0	0	34	6.8	10
			AGAINST	2	10	12	11	0	2	0	0	42	8.4	15
SVK	6	55	FOR	0	12	11	12	0	2	0	0	43	7.2	23
			AGAINST	0	14	8	11	6	2	1	0	61	10.2	28
TOTAL	14	127	FOR	4	54	57	38	10	10	4	1	229	8.2	108
			AGAINST	4	54	57	38	10	10	4	1	229	8.2	108

NOTES:

AVG is average score per game.

STL is points from stolen ends.

SCORING RECORDS AFTER 10 DRAWS

NUMBER OF GAMES PLAYED: 14

HIGHEST SCORE, ONE TEAM, ONE GAME: 20

DRAW 5 CAN 20 GBR 0

LOWEST SCORE, ONE TEAM, ONE GAME: 0

DRAW 5 CAN 20 GBR 0

HIGHEST COMBINED SCORE, BOTH TEAMS, ONE GAME: 22

DRAW 9 USA 15 SVK 7

LOWEST COMBINED SCORE, BOTH TEAMS, ONE GAME: 10

DRAW 1 CRO 4 GBR 6

HIGHEST END SCORE WITH HAMMER: 6

DRAW 5 CAN 20 GBR 0 CAN SCORED 6 IN THE FIRST END

HIGHEST END SCORE WITHOUT HAMMER: 5

DRAW 3 GBR 2 USA 16 USA SCORED 5 IN THE SECOND END
 DRAW 3 GBR 2 USA 16 USA SCORED 5 IN THE 6TH END
 DRAW 9 USA 15 SVK 7 USA SCORED 5 IN THE 4TH END

MOST BLANK ENDS, ONE GAME: 2

DRAW 2 CAN 15 CRO 2
 DRAW 10 CAN 9 USA 4

NUMBER OF BLANK ENDS IN EVENT: 4

MOST BLANK ENDS ONE DRAW: 2

DRAWS 2 10

MOST CONSECUTIVE BLANK ENDS, ONE GAME: 2

DRAW 2 CAN 15 CRO 2 BY CAN BEGINNING IN END 3
 DRAW 10 CAN 9 USA 4 BY CAN BEGINNING IN END 8

MOST STOLEN ENDS, BOTH TEAMS, ONE GAME: 5

DRAW 2 SVK 7 USA 11
 DRAW 3 SVK 4 CAN 13
 DRAW 5 CAN 20 GBR 0
 DRAW 6 GBR 6 SVK 12
 DRAW 7 CRO 9 GBR 10

MOST CONSECUTIVE STOLEN ENDS, ONE TEAM, ONE GAME: 5

DRAW 5 CAN 20 GBR 0 BY CAN BEGINNING IN END 2

SCORING RECORDS AFTER 10 DRAWS CONTINUED

MOST POINTS FROM STOLEN ENDS, ONE TEAM, ONE GAME: 14

DRAW 3 GBR 2 USA 16 BY USA
 DRAW 5 CAN 20 GBR 0 BY CAN

LARGEST COME FROM BEHIND VICTORY: 3

DRAW 7 CRO 9 GBR 10 GBR WAS DOWN 3 AFTER 1 END

NUMBER OF EXTRA END GAMES: 1

MOST ENDS PLAYED IN ONE GAME: 11

DRAW 4 USA 8 CRO 6

FEWEST ENDS PLAYED IN ONE GAME: 6

DRAW 3 GBR 2 USA 16
 DRAW 5 CAN 20 GBR 0

SCORING AND PERCENTAGES SUMMARY FOR DRAW 1

	1	2	3	4	5	6	7	8	9	10	TOTAL	
B CROATIA	*1	0	0	0	1	0	0	1	1	X	4	20:21
GREAT BRITAIN	0	1	1	1	0	2	1	0	0	X	6	17:53

	#SH	PTS	PCT		#SH	PTS	PCT
CROATIA				GREAT BRITAIN			
1 Marijana BOZIC	20	63	79	1 Jacki WAN	20	37	46
2 Melani LUSIC (S)	20	35	44	2 Grainne ABBOTT	20	39	49
3 Katarina VIDAKOVIC	20	32	40	3 Sarah GALLAGHER	20	18	23
4 Maja SERTIC	20	40	50	4 Kathy WALKER	19	29	38
Team Totals	80	170	53	Team Totals	79	123	39

*last rock advantage

SCORING AND PERCENTAGES SUMMARY FOR DRAW 2

	1	2	3	4	5	6	7	8	9	10	TOTAL	
D SLOVAKIA	*0	1	0	2	2	2	0	0	0	X	7	01:09
UNITED STATES	3	0	3	0	0	0	2	1	2	X	11	01:44

	#SH	PTS	PCT		#SH	PTS	PCT
SLOVAKIA				UNITED STATES			
1 Veronika HOLUBOVA	20	34	43	1 Karen OFFICER	18	42	58
2 Lenka JAVORCIKOVA	20	18	23	2 Jodee DIKE-JOHNSON	20	29	36
3 Katrina MODLOVA	20	33	41	3 Valerie FUECHTMANN	20	35	44
4 Jana KOLESAROVA	20	26	33	4 Elizabeth MATTHEWS	20	42	53
Team Totals	80	111	35	Team Totals	78	148	47

SCORING AND PERCENTAGES SUMMARY FOR DRAW 2 CONTINUED

	1	2	3	4	5	6	7	8	9	10	TOTAL	
CANADA	*4	0	0	0	2	2	4	0	2	1	15	10:30
CROATIA	0	1	0	0	0	0	0	1	0	0	2	16:05

CANADA				CROATIA			
	#SH	PTS	PCT		#SH	PTS	PCT
1 Nyla KURYLOWICH	18	45	63	1 Marijana BOZIC	20	42	53
2 Lynda TAYLOR	20	43	54	2 Melani LUSIC (S)	20	35	44
3 Sally KOROL	20	58	73	3 Katarina VIDAKOVIC	20	42	53
4 Judy ROBERTSON	18	62	86	4 Maja SERTIC	20	36	45
Team Totals	76	208	68	Team Totals	80	155	48

*last rock advantage

SCORING AND PERCENTAGES SUMMARY FOR DRAW 3

	1	2	3	4	5	6	7	8	9	10	TOTAL	
B SLOVAKIA	*1	0	0	0	0	0	1	0	0	2	4	04:08
CANADA	0	2	1	1	2	2	0	2	3	0	13	04:57

SLOVAKIA				CANADA			
	#SH	PTS	PCT		#SH	PTS	PCT
1 Veronika HOLUBOVA	20	32	40	1 Nyla KURYLOWICH	18	48	67
2 Lenka JAVORCIKOVA	20	26	33	2 Sherry CLARK	18	35	49
3 Katrina MODLOVA	20	47	59	3 Sally KOROL	20	36	45
4 Jana KOLESAROVA	20	35	44	4 Judy ROBERTSON	20	48	60
Team Totals	80	140	44	Team Totals	76	167	55

	1	2	3	4	5	6	7	8	9	10	TOTAL	
E GREAT BRITAIN	*0	0	1	1	0	0	X	X	X	X	2	38:06
UNITED STATES	4	5	0	0	2	5	X	X	X	X	16	34:21

GREAT BRITAIN				UNITED STATES			
	#SH	PTS	PCT		#SH	PTS	PCT
1 Jacki WAN	12	9	19	1 Karen OFFICER	12	26	54
2 Grainne ABBOTT	12	8	17	2 Jodee DIKE-JOHNSON	12	17	35
3 Sarah GALLAGHER	12	9	19	3 Valerie FUECHTMANN	12	20	42
4 Kathy WALKER	12	10	21	4 Elizabeth MATTHEWS	12	10	21
Team Totals	48	36	19	Team Totals	48	73	38

*last rock advantage

SCORING AND PERCENTAGES SUMMARY FOR DRAW 4

	1	2	3	4	5	6	7	8	9	10	11	TOTAL	
A UNITED STATES	*1	0	1	0	1	1	0	2	0	0	2	8	01:49
CROATIA	0	1	0	2	0	0	1	0	1	1	0	6	00:49

UNITED STATES				CROATIA			
	#SH	PTS	PCT		#SH	PTS	PCT
1 Karen OFFICER	22	45	51	1 Marijana BOZIC	22	33	38
2 Jodee DIKE-JOHNSON	22	41	47	2 Melani LUSIC (S)	22	47	53
3 Valerie FUECHTMANN	22	26	30	3 Katarina VIDAKOVIC	22	47	53
4 Elizabeth MATTHEWS	22	47	53	4 Maja SERTIC	22	41	47
Team Totals	88	159	45	Team Totals	88	168	48

*last rock advantage

SCORING AND PERCENTAGES SUMMARY FOR DRAW 5

	1	2	3	4	5	6	7	8	9	10	TOTAL	
C CROATIA	*3	0	4	1	0	2	1	2	X	X	13	18:31
SLOVAKIA	0	2	0	0	1	0	0	0	X	X	3	13:58

CROATIA				SLOVAKIA			
	#SH	PTS	PCT		#SH	PTS	PCT
1 Marijana BOZIC	16	43	67	1 Veronika HOLUBOVA	7	16	57
				1 Lenka JAVORCIKOVA	8	13	41
2 Melani LUSIC (S)	16	31	48	2 Alena VYCHOPENOVA	17	22	32
3 Katarina VIDAKOVIC	16	27	42	3 Katrina MODLOVA	16	16	25
4 Maja SERTIC	16	44	69	4 Jana KOLESAROVA	16	26	41
Team Totals	64	145	57	Team Totals	64	93	36

	1	2	3	4	5	6	7	8	9	10	TOTAL	
D CANADA	*6	4	3	1	3	3	X	X	X	X	20	31:34
GREAT BRITAIN	0	0	0	0	0	0	X	X	X	X	0	26:19

CANADA				GREAT BRITAIN			
	#SH	PTS	PCT		#SH	PTS	PCT
1 Nyla KURYLOWICH	12	33	69	1 Laura SPENCE	12	12	25
2 Sherry CLARK	12	36	75	2 Jacki WAN	12	14	29
3 Sally KOROL	12	36	75	3 Grainne ABBOTT	12	13	27
4 Judy ROBERTSON	12	38	79	4 Kathy WALKER	12	10	21
Team Totals	48	143	74	Team Totals	48	49	26

*last rock advantage

SCORING AND PERCENTAGES SUMMARY FOR DRAW 6

	1	2	3	4	5	6	7	8	9	10	TOTAL	
A GREAT BRITAIN	*0	0	3	1	0	0	0	2	X	X	6	12:31
SLOVAKIA	1	4	0	0	2	4	1	0	X	X	12	15:41

GREAT BRITAIN				SLOVAKIA			
	#SH	PTS	PCT		#SH	PTS	PCT
1 Jacki WAN	16	44	69	1 Veronika HOLUBOVA	16	28	44
2 Sarah GALLAGHER	16	27	42	2 Alena VYCHOPENOVA	16	27	42
3 Grainne ABBOTT	16	20	31	3 Katrina MODLOVA	16	26	41
4 Kathy WALKER	16	18	28	4 Jana KOLESAROVA	16	25	39
Team Totals	64	109	43	Team Totals	64	106	41

	1	2	3	4	5	6	7	8	9	10	TOTAL	
C UNITED STATES	*1	0	1	0	0	1	1	0	1	0	5	00:10
CANADA	0	1	0	4	1	0	0	2	0	1	9	02:17

UNITED STATES				CANADA			
	#SH	PTS	PCT		#SH	PTS	PCT
1 Karen OFFICER	20	57	71	1 Nyla KURYLOWICH	20	41	51
2 Jodee DIKE-JOHNSON	20	41	51	2 Sherry CLARK	20	48	60
3 Valerie FUECHTMANN	20	51	64	3 Sally KOROL	20	52	65
4 Elizabeth MATTHEWS	20	37	46	4 Judy ROBERTSON	19	41	54
Team Totals	80	186	58	Team Totals	79	182	58

*last rock advantage

SCORING AND PERCENTAGES SUMMARY FOR DRAW 7 (TIEBREAKER 1)

	1	2	3	4	5	6	7	8	9	10	TOTAL	
A GREAT BRITAIN	*0	2	2	1	0	0	2	1	0	2	10	04:32
CROATIA	3	0	0	0	1	1	0	0	4	0	9	03:24

	#SH	PTS	PCT		GREAT BRITAIN	#SH	PTS	PCT
CROATIA								
1 Marijana BOZIC	20	48	60		1 Jacki WAN	20	47	59
2 Melani LUSIC (S)	20	44	55		2 Sarah GALLAGHER	20	34	43
3 Katarina VIDAKOVIC	20	41	51		3 Grainne ABBOTT	20	30	38
4 Maja SERTIC	20	29	36		4 Kathy WALKER	20	33	41
Team Totals	80	162	51		Team Totals	80	144	45

*last rock advantage

SCORING AND PERCENTAGES SUMMARY FOR DRAW 8 (TIEBREAKER 2)

	1	2	3	4	5	6	7	8	9	10	TOTAL	
E SLOVAKIA	*2	2	0	2	1	1	0	1	1	X	10	11:02
GREAT BRITAIN	0	0	1	0	0	0	2	0	0	X	3	11:07

	#SH	PTS	PCT		SLOVAKIA	#SH	PTS	PCT
GREAT BRITAIN								
1 Jacki WAN	18	32	44		1 Veronika HOLUBOVA	18	48	67
2 Sarah GALLAGHER	18	20	28		2 Alena VYCHOPENOVA	18	29	40
3 Grainne ABBOTT	18	19	26		3 Katrina MODLOVA	18	22	31
4 Kathy WALKER	18	13	18		4 Jana KOLESAROVA	18	49	68
Team Totals	72	84	29		Team Totals	72	148	51

*last rock advantage

SCORING AND PERCENTAGES SUMMARY FOR DRAW 9 (SEMI-FINAL)

	1	2	3	4	5	6	7	8	9	10	TOTAL	
B UNITED STATES	*4	0	1	5	0	0	0	2	3	X	15	09:33
SLOVAKIA	0	2	0	0	1	2	2	0	0	X	7	07:40

	#SH	PTS	PCT		SLOVAKIA	#SH	PTS	PCT
UNITED STATES								
1 Karen OFFICER	19	38	50		1 Veronika HOLUBOVA	19	40	53
2 Jodee DIKE-JOHNSON	18	34	47		2 Lenka JAVORCIKOVA	18	34	47
3 Valerie FUECHTMANN	18	43	60		3 Katrina MODLOVA	18	34	47
4 Elizabeth MATTHEWS	18	32	44		4 Jana KOLESAROVA	18	24	33
Team Totals	73	147	50		Team Totals	73	132	45

*last rock advantage

SCORING AND PERCENTAGES SUMMARY FOR DRAW 10 (FINAL)

	1	2	3	4	5	6	7	8	9	10	TOTAL	
D CANADA	*5	1	0	0	1	2	0	0	0	X	9	11:36
UNITED STATES	0	0	1	2	0	0	1	0	0	X	4	06:41

	#SH	PTS	PCT		UNITED STATES	#SH	PTS	PCT
CANADA								
1 Nyla KURYLOWICH	18	32	44		1 Karen OFFICER	18	54	75
2 Sherry CLARK	18	55	76		2 Jodee DIKE-JOHNSON	18	41	57
3 Sally KOROL	18	48	67		3 Valerie FUECHTMANN	18	28	39
4 Judy ROBERTSON	17	47	69		4 Elizabeth MATTHEWS	18	36	50
Team Totals	71	182	64		Team Totals	72	159	55

*last rock advantage