




**World Deaf Golf Championships 2010**  
**Fairmont St Andrews**  
**Scotland**



**MENS CHAMPIONSHIP**  
**RESULT**

Pos	Name	Country	R1	R2	R3	R4	Total
1	EWEN, David	Scotland	72	78	76	74	300
2	CAFFERTY, Steven	Scotland	76	83	72	79	310
3	ELGAARD, Hans	Denmark	78	82	72	79	311
4	MAGNUSSON, Denver	Australia	77	77	81	78	313
5	CONWAY, Don	Ireland	80	83	78	73	314
6	GRANBERRY, Doren	United States	81	79	78	79	317
7	FORREST, Mark	England	75	75	81	87	318
8	SODEYAMA, Tetsuro	Japan	84	78	78	79	319
-	WAHLGREN, Gustav	Sweden	82	76	79	82	319
-	BESLEY, Jack	Australia	81	78	76	84	319
11	PROCTOR, Dale	Canada	77	84	84	79	324
12	ALDAZ, Daniel	United States	91	79	78	77	325
13	CLIFFORD, Ben	Australia	85	85	80	78	328
14	SJODIN, Hans	Sweden	79	82	90	78	329
-	MOBBERLEY, Ryan	Canada	85	81	82	81	329
16	ANDERSON, Martin	England	82	79	81	88	330
17	ROSE, Jonathan	Canada	74	94	85	78	331
-	ROBERTS, Michael	England	84	79	89	80	332
-	SLACK, Jonathan	England	88	84	79	81	332
20	LOTZ, Ryan	South Africa	85	81	85	82	333
21	AIRD, Mark	Australia	84	86	83	81	334
22	SCHEEL, Peter	Germany	87	92	76	80	335
-	NILSSON, Andreas	Sweden	84	81	88	82	335
24	TOUZARD, Cedric	South Africa	83	88	83	82	336
-	NYMAN, Robert	Sweden	84	87	80	85	336
26	SPIERS, Ross	Scotland	86	81	86	84	337
-	JOHANSSON, Anders	Sweden	82	80	86	89	337
28	ALBUTT, Jason	England	87	85	79	87	338
29	WILSON, Paul	England	87	86	81	86	340
-	REES, Daniel	Wales	81	89	80	90	340
31	LOTHIAN, Mark	Scotland	87	85	86	83	341
32	MALM, Philip	Australia	89	83	88	86	346
33	DANIEL, Nicholas	Wales	87	81	87	92	347
34	JORGENSEN, Morten	Denmark	90	86	86	86	348
35	HOUSTON, Michael	United States	87	81	93	88	349
36	CONWAY, Gary	Ireland	85	92	83	91	351

37	McCORMACK, Geoffrey	Ireland	90	87	84	91	352
38	VAN ZYL, Jacques	South Africa	92	94	83	84	353
39	ELLIS, Luke	Australia	90	99	80	85	354
40	MARAIS, Danie	South Africa	89	90	92	85	356
41	McGUINNESS, Ray	Australia	93	91	86	86	356
42	HUGILL, David	England	86	89	93	90	358
-	RITCHIE, Scott	Scotland	92	87	88	91	358
44	DOWLING, Nicholas	Ireland	91	92	88	88	359
45	TAYLOR, Daryn	United States	90	95	88	90	363
46	TAJIMA, Tokihiko	Japan	91	89	91	93	364
47	McCAUGHEY, Greg	Ireland	92	98	92	83	365
-	HED, Andreas	Sweden	98	97	84	86	365
49	DALTON, Peter	Ireland	86	98	91	91	366
50	TWEEDIE, Michael	Scotland	90	95	100	83	368
51	QUEARNEY, Philip	Ireland	96	90	96	87	369
52	BOYD, Robert	Ireland	90	92	90	98	370
53	MARCHAND, Dennis	Canada	92	99	94	88	373
-	BARISH, Jed	United States	91	95	91	96	373
55	BLOM, Ralph	Netherlands	97	97	93	91	378
56	CREANE, John	Scotland	95	100	97	90	382
-	YAMADA, Katsutoshi	Japan	93	96	100	93	382
58	HOGAN, Simon	Australia	103	90	96	95	384
59	HEITMAMM, Jorg	Germany	91	105	92	99	387
-	YAMAGIWA, Hisashi	Japan	97	95	96	99	387
61	CARSTENS, Marius	South Africa	97	99	98	94	388
-	RAYMENT, Craig	Scotland	95	104	94	95	388
63	VESTERGAARD, Jesper	Denmark	95	94	104	97	390
64	MUSTOUEN, Markku	Finland	95	98	92	106	391
65	CRONA, Niclas	Sweden	96	96	100	100	392
-	UPTON, Darren	England	97	95	98	102	392
67	BROWN, Jurek	Wales	93	101	91	108	393
68	SCHMID, Michael	Germany	102	94	95	103	394
69	LOUW, Albie	South Africa	107	91	99	98	395
70	HENDERSON, Kenneth	Scotland	105	94	99	103	401
71	KURAHASHI, Katsuji	Japan	101	107	89	105	402
72	KAZAMA, Narutoshi	Japan	103	107	103	101	414
73	BEHNCKE, Lasse	Denmark	112	104	103	102	421
74	SASAKI, Masahiro	Japan	98	119	99	107	423
75	HART, Simeon	England	116	111	107	103	437
76	POWE, Peter	Wales	118	107	105	110	440
77	DAPP, Timothy	United States	83	83	87	0	NR



World Deaf Golf Championships 2010  
Fairmont St Andrews  
Scotland




LADIES CHAMPIONSHIP  
Final Result

Pos	Name	Country	R1	R2	R3	R4	Total	
1	STOCKTON, Melissa	United States	86	93	93	91	363	
2	PLOYSA, Patty Sue	United States	91	93	91	93	368	(BIH)
3	HAMILTON, Susan	New Zealand	87	93	93	95	368	
4	MARIC, Jennifer	Australia	89	98	92	90	369	
5	ZUPNIK, Susan	United States	91	93	95	93	372	
6	McCORMACK, Cathy	Ireland	95	88	103	88	374	
7	BEERNINK, Marilyn	Canada	91	92	92	101	376	
8	PONIKIEWSKI, Lauri	United States	97	90	97	99	383	
9	WILLIAMS, Lynn	United States	102	94	99	90	385	
10	CURRAN, Siobhan	Ireland	97	102	104	96	399	
11	KLICHOWCZ, Gail	South Africa	102	101	106	105	414	
12	McILROY, Vanessa	South Africa	98	108	109	105	420	
13	IIDA, Kazuko	Japan	107	110	124	110	451	
14	ROBERTSON, Judy	Canada	121	115	123	119	478	
15	KOIKE, Naoko	Japan	109	0	0	0	RH	



**World Deaf Golf Championships 2010**  
**Fairmont St Andrews**  
**Scotland**


**SENIORS CHAMPIONSHIP**  
**Final Result**



Pos	Name	Country	R1	R2	R3	R4	Total
1	HOFFMAN, Kenneth	Canada	81	82	80	89	332
2	CUNDY, Rob	Canada	78	87	89	82	336
3	WILTON, Alan	Ireland	83	83	91	82	339
4	KENNEDY, Ian	Scotland	81	83	79	98	341
5	HUGHES, Gerry	Scotland	91	87	89	84	351
6	CARROLL, Roger	Ireland	94	89	96	87	366
7	BOWLER, Robert	Australia	89	100	86	92	367
8	ROURKE, Joseph	United States	87	96	90	99	372
9	SERMENO, Jose	United States	94	91	90	101	376
10	OISHI, Jun	Japan	104	97	85	91	377
-	HAYDEN, Kevin	Australia	95	96	93	93	377
12	WHALLEY, Kevin	England	92	98	89	100	379
13	ALA-MARTTILA, Jukka	Finland	94	98	96	96	384
14	TAKEDA, Masahito	Japan	100	98	92	99	389
15	VAN HERP, F.P.	Netherlands	101	102	99	92	394
16	MAHER, Brian	Scotland	101	101	96	104	402
17	KAMIZAWA, Hiroyuki	Japan	94	102	106	107	409
18	BRINKHOFF, Piet Hein	Netherlands	91	98	110	113	412
19	ANDERSON, Tommy	Denmark	103	107	108	122	440
20	DYESS, George	United States	0	0	0	0	DQ
-	LUNDQUIST, Arne	Sweden	112	0	0	0	NR
-	DE GRAAF, Ramond	South Africa	98	86	0	0	RH



World Deaf Golf Championships 2010  
Fairmont St Andrews  
Scotland



TEAM CLASSIFICATION RESULTS MEN

Pos	Team	R1	R2	R3	R4	TOTAL
1	<b>SCOTLAND</b>					
	RITCHIE, Scott	92	87	88	91	0
	SPIERS, Ross	86	81	86	84	253
	LOTHIAN, Mark	87	85	86	83	341
	CAFFERTY, Steven	76	83	72	79	310
	TWEEDIE, Michael	90	95	100	83	83
	EWEN, David	72	78	76	74	300
						1287
2	<b>AUSTRALIA</b>					
	AIRD, Mark	84	86	83	81	251
	MAGNUSSON, Denver	77	77	81	78	313
	ELLIS, Luke	90	99	80	85	80
	McGUINNESS, Ray	93	91	86	86	0
	CLIFFORD, Ben	85	85	80	78	328
	BESLEY, Jack	81	78	76	84	319
						1291
3	<b>ENGLAND</b>					
	ANDERSON, Martin	82	79	81	88	242
	FORREST, Mark	75	75	81	87	318
	ROBERTS, Michael	84	79	89	80	243
	ALBUTT, Jason	87	85	79	87	166
	WILSON, Paul	87	86	81	86	86
	SLACK, Jonathan	88	84	79	81	244
						1299







**World Deaf Golf Championships 2010**  
**Fairmont St Andrews**  
**Scotland**



**TEAM CLASSIFICATION RESULTS LADIES**  
**Final Results**

Pos	Team	R1	R2	R3	R4	TOTAL
<b>1</b>	<b>USA</b>					
	PLOYSA, Patty Sue	91	93	91	93	184
	ZUPNIK, Susan	91	93	95	93	184
	STOCKTON, Melissa	86	93	93	91	270
	PONIKIEWSKI, Lauri	97	90	97	99	90 728
<b>2</b>	<b>IRELAND</b>					
	McCORMACK, Cathy	95	88	103	88	374
	CURRAN, Siobhan	97	102	104	96	399 773
<b>3</b>	<b>SOUTH AFRICA</b>					
	McILROY, Vanessa	98	108	110	105	421
	KLICHOWCZ, Gail	102	101	106	105	414 835
<b>4</b>	<b>CANADA</b>					
	BEERNINK, Marylin	91	92	92	101	376
	ROBERTSON, Judy	121	115	123	119	478 854
<b>5</b>	<b>JAPAN</b>					
	KOIKE, Naoko	109	0	0	0	109
	IIDA, Kazuko	107	110	124	110	451 0